

JetPeel by TavTech Academy



We provide people with an
opportunity to become the best
version of themselves

**We believe in
making people
feel good ...**



... by delivering
a powerful,
instant-result
treatment

Suitable for all skin types
and all year-round





JetPeel by TavTech Training Program

1. JetPeel Technology and Solutions: Training Introduction
2. Lymphatic Massage with JetPeel
 - 2.1. Lymphatic Massage with JetPeel – Face & Neck
 - 2.2. Lymphatic Massage with JetPeel – Body
3. Exfoliation with JetPeel
 - 3.1. Exfoliation with JetPeel – Face & Neck
4. Infusion with JetPeel
 - 4.1. Infusion with JetPeel – Face & Neck
5. Scalp & Hair with JetPeel
6. JetPeel Handpieces



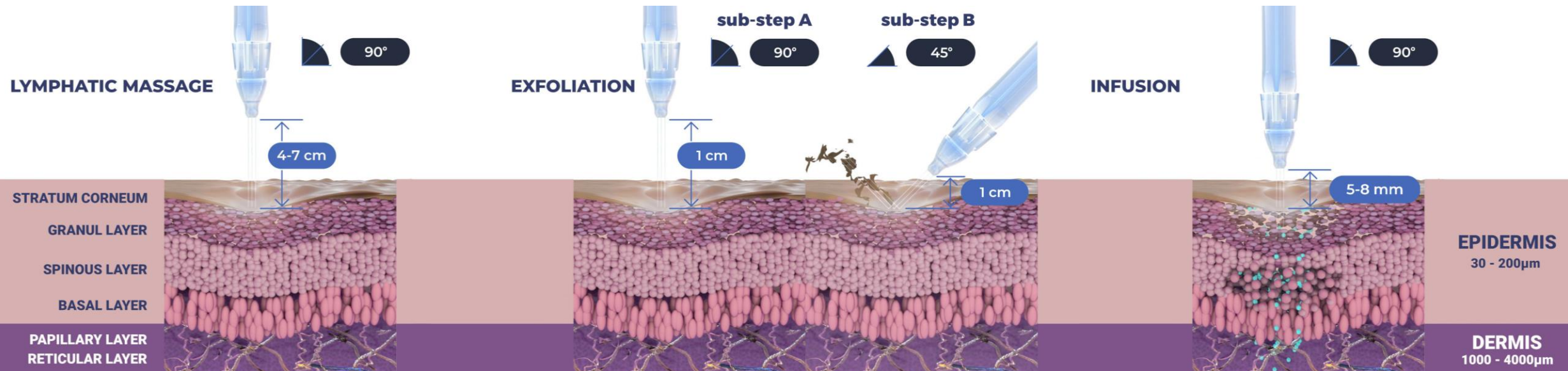


4.1. Infusion with JetPeel - Face & Neck



The versatility of JetPeel: Face and Body

Unique jet pressure energy



The treatment sequence



LYMPHATIC MASSAGE

A pleasant and relaxing massage for detoxifying the skin and stimulating micro-circulation



GENTLE EXFOLIATION

Removing dead skin cells prepares the skin to receive the nourishment from the following Infusion Step



EFFECTIVE INFUSION

This step provides effective and deep delivery of active ingredients into the skin



BOOSTER INFUSION

Post-infusion step to amplify treatment result

The treatment sequence - Steps 3 and 4 - Infusion



LYMPHATIC MASSAGE

A pleasant and relaxing massage for detoxifying the skin and stimulating micro-circulation



GENTLE EXFOLIATION

Removing dead skin cells prepares the skin to receive the nourishment from the following Infusion Step



EFFECTIVE INFUSION

This step provides effective and deep delivery of active ingredients into the skin

BOOSTER INFUSION

Post-infusion step to amplify treatment result

The treatment sequence - Steps 3 and 4 - Infusion

INFUSION



5-8 mm

STRATUM CORNEUM

GRANUL LAYER

SPINOUS LAYER

BASAL LAYER

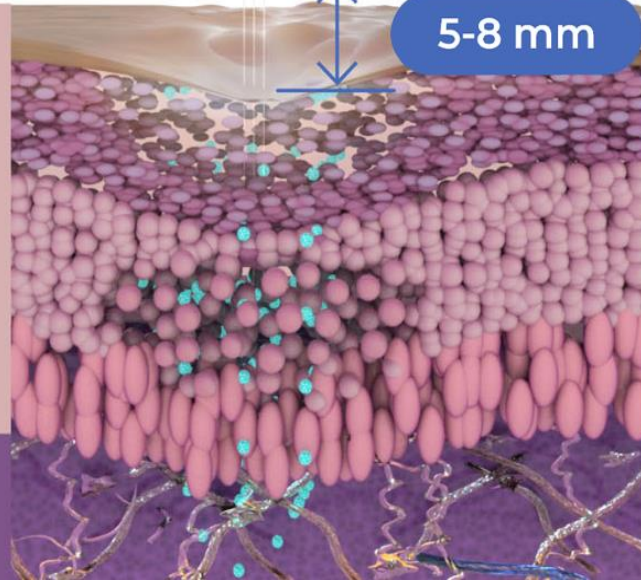
PAPILLARY LAYER
RETICULAR LAYER

EPIDERMIS

30 - 200µm

DERMIS

1000 - 4000µm




Infusion

Materials & Methods



The Anti-Aging Care Series

**Wide Range Hyaluronic Acid
Peptide Complex
Witch Hazel & Peptides**



The Selective Care Series

Argireline® Complex
Lightening
Soothing
Clear
Scalp & Hair
Growth Factor



Argireline® is a trademark of Lipotec S.A. or its affiliates

TAVTECH LTD.

The JetCare Boost Series

Hydrate
Regenerate
Glow
Tight
Boost set



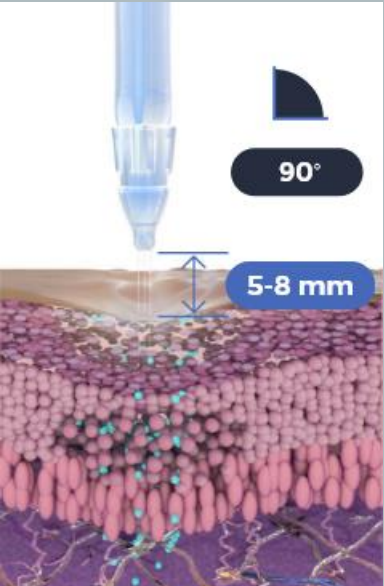
Step 3 - Facial infusion with JetPeel

- Infusion is to be done following Exfoliation for effective results.
- Choose the relevant JetCare solution from the treatment guideline according to the skin condition and desired indications.
- It is recommended to use the TripleJet handpiece, followed by the SingleJet Narrow (Magic) handpiece for specific locations.
- Keep the handpiece at a 90° angle relative to the skin surface and keep 0.5-0.8 cm distance from it.
- Move in zigzag motions, covering the entire treatment area. Try to keep a consistent pace.
- Duration of a complete facial infusion treatment is 5 to 7 minutes, and it uses ~5 ml of the chosen JetCare solution.

Step 4 - Facial boost infusion with JetPeel

- Boost Infusion will be done following infusion as per treatment by skin characteristics.
- Choose the relevant JetCare boost from the treatment guideline according to the skin condition and desired indications.
- It is recommended to use the TripleJet handpiece, followed by the SingleJet Narrow (Magic) handpiece for specific locations.
- Keep the handpiece at a 90° angle relative to the skin surface and keep 0.5-0.8 cm distance from it.
- Move in zigzag motions, covering the entire treatment area. Try to keep a consistent pace.
- Duration of a complete facial infusion treatment is 5 to 7 minutes, and it uses ~3ml of the chosen JetCare boost.

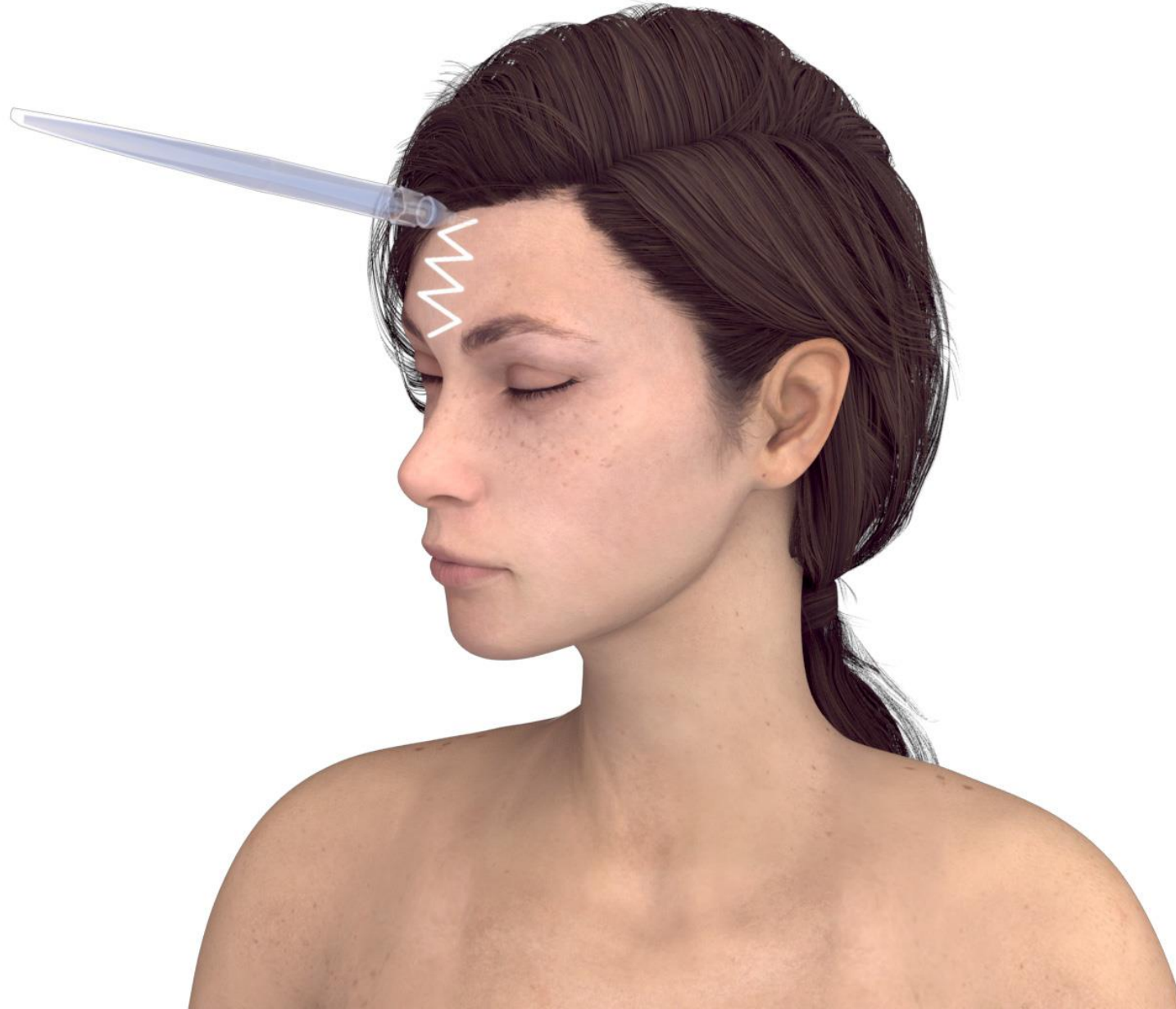
Use the TripleJet handpiece held at 90° to the skin and at 5-8 mm from the skin. Choose from the JetCare Anti-Aging, JetCare Selective and JetCare Boost solutions according to the JetPeel Treatment Guidelines.



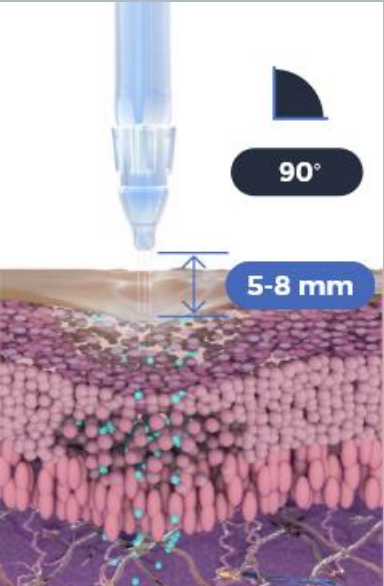
Move in zigzag motions covering the entire area.

Important:
Perform the infusion movement slowly

Repeat 3 times



Use the TripleJet handpiece held at 90° to the skin and at 5-8 mm from the skin. Choose from the JetCare Anti-Aging, JetCare Selective and JetCare Boost solutions according to the JetPeel Treatment Guidelines.



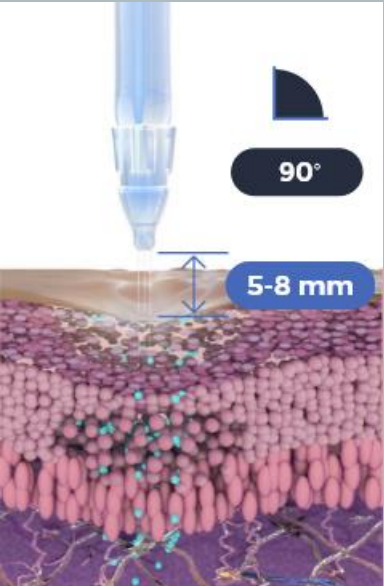
Move in zigzag motions covering the entire area.

Important:
Perform the infusion movement slowly

Repeat 3 times



Use the TripleJet handpiece held at 90° to the skin and at 5-8 mm from the skin. Choose from the JetCare Anti-Aging, JetCare Selective and JetCare Boost solutions according to the JetPeel Treatment Guidelines.



Move in zigzag motions covering the entire area.

Important:

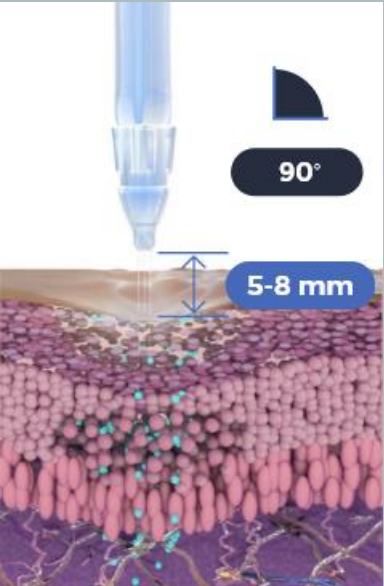
Perform the infusion movement slowly

Repeat 3 times



Use the TripleJet handpiece held at 90° to the skin and at 5-8 mm from the skin. Choose from the JetCare Anti-Aging, JetCare Selective and JetCare Boost solutions according to the JetPeel Treatment Guidelines.

Repeat 3 times

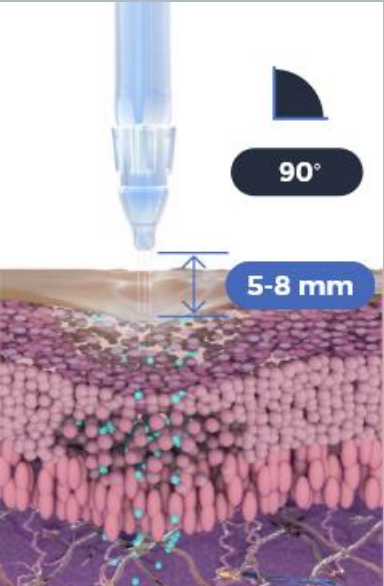


Move in zigzag motions covering the entire area.

Important:
Perform the infusion movement slowly



Use the TripleJet handpiece held at 90° to the skin and at 5-8 mm from the skin. Choose from the JetCare Anti-Aging, JetCare Selective and JetCare Boost solutions according to the JetPeel Treatment Guidelines.



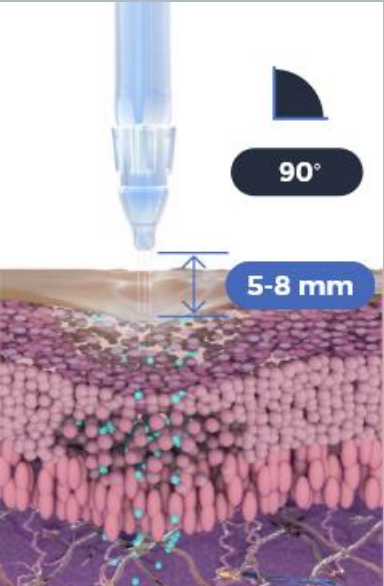
Move in zigzag motions covering the entire area.

Important:
Perform the infusion movement slowly

Repeat 3 times



Use the TripleJet handpiece held at 90° to the skin and at 5-8 mm from the skin. Choose from the JetCare Anti-Aging, JetCare Selective and JetCare Boost solutions according to the JetPeel Treatment Guidelines.



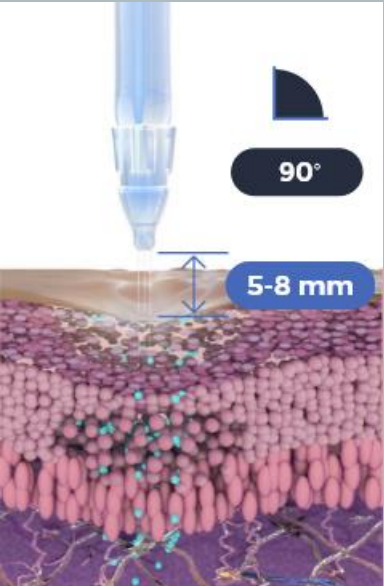
Move in zigzag motions covering the entire area.

Important:
Perform the infusion movement slowly

Repeat 3 times



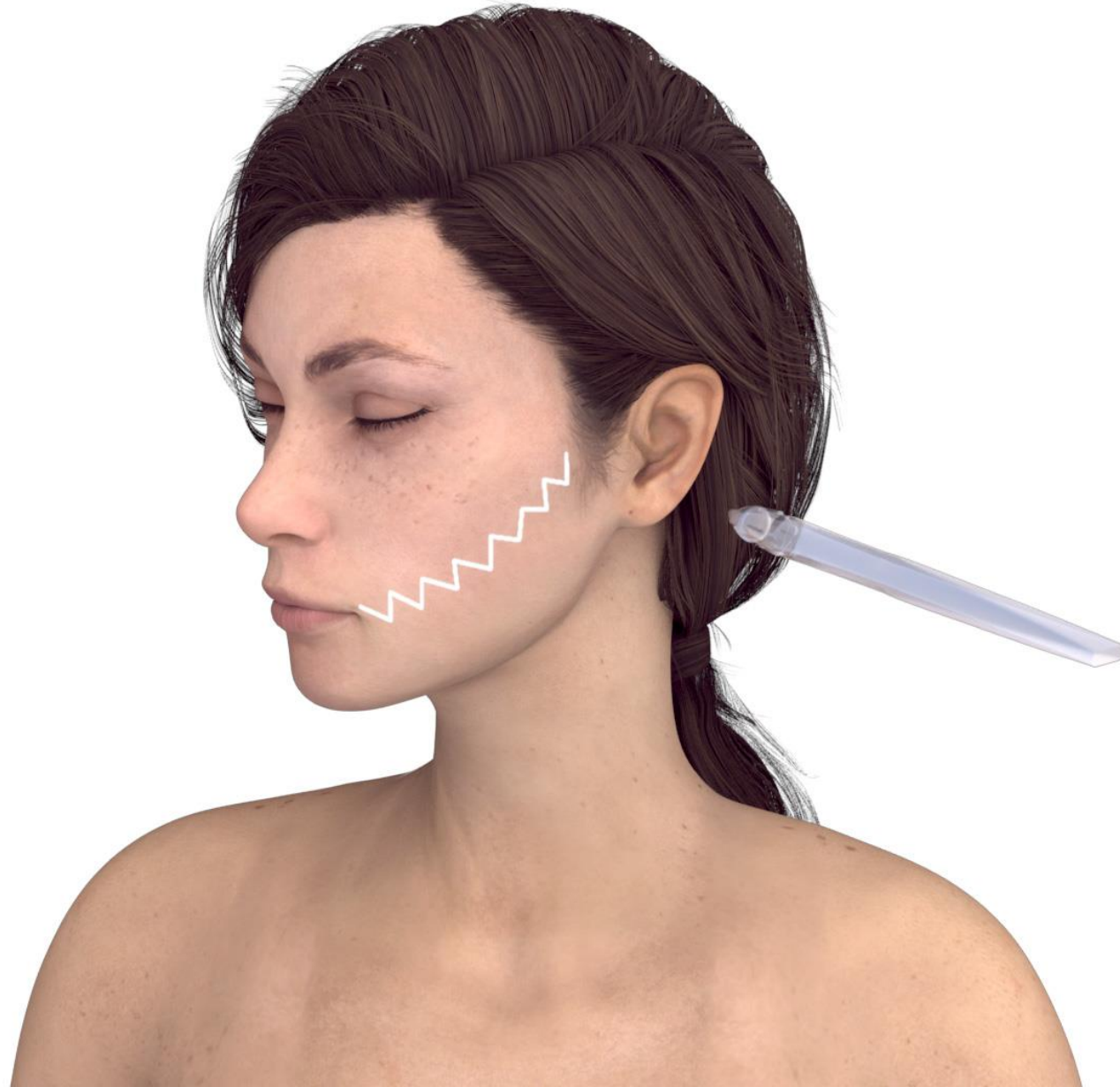
Use the TripleJet handpiece held at 90° to the skin and at 5-8 mm from the skin. Choose from the JetCare Anti-Aging, JetCare Selective and JetCare Boost solutions according to the JetPeel Treatment Guidelines.



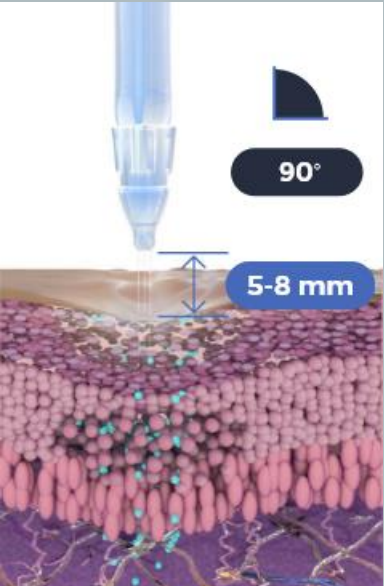
Move in zigzag motions covering the entire area.

Important:
Perform the infusion movement slowly

Repeat 3 times



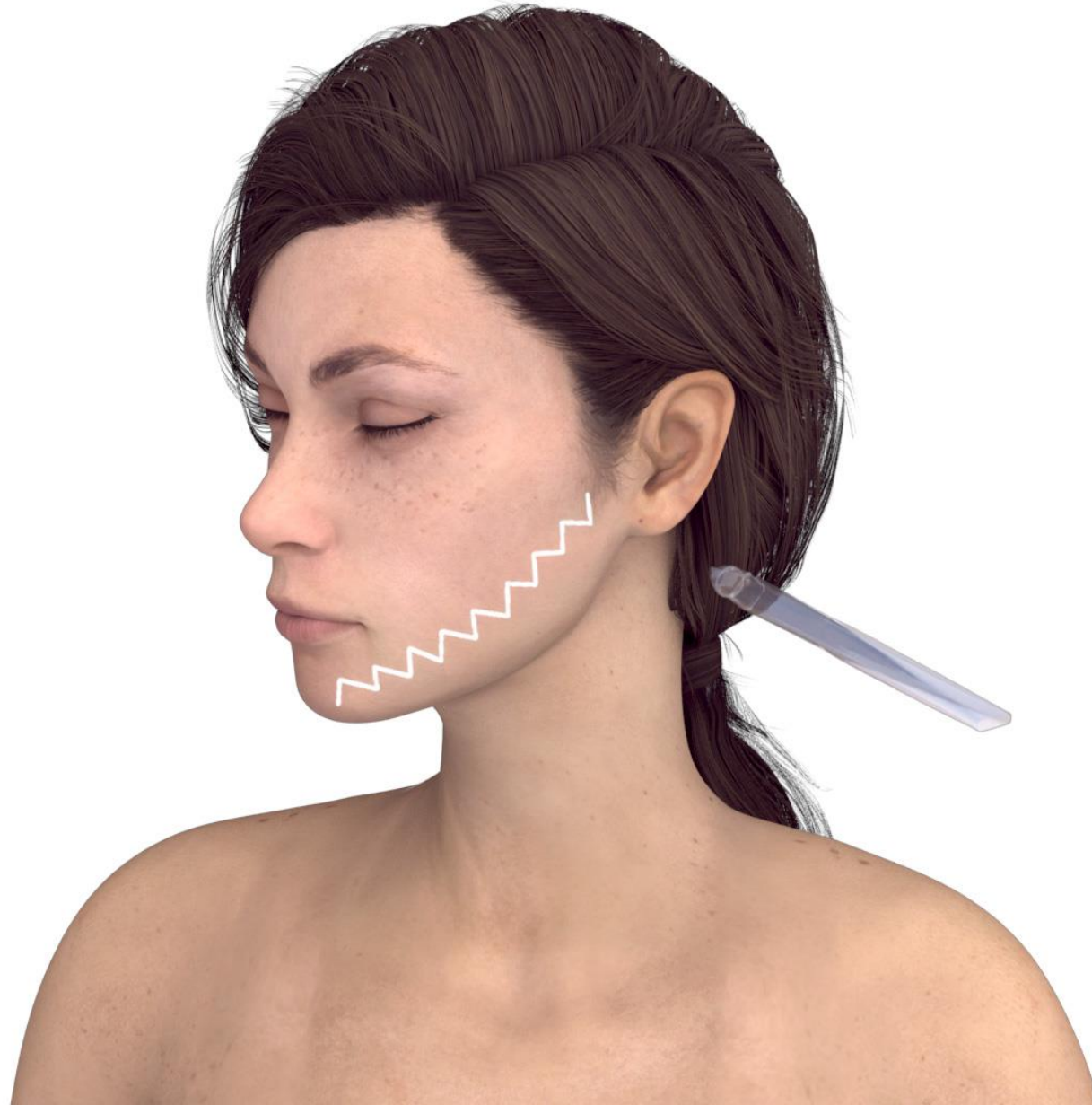
Use the TripleJet handpiece held at 90° to the skin and at 5-8 mm from the skin. Choose from the JetCare Anti-Aging, JetCare Selective and JetCare Boost solutions according to the JetPeel Treatment Guidelines.



Move in zigzag motions covering the entire area.

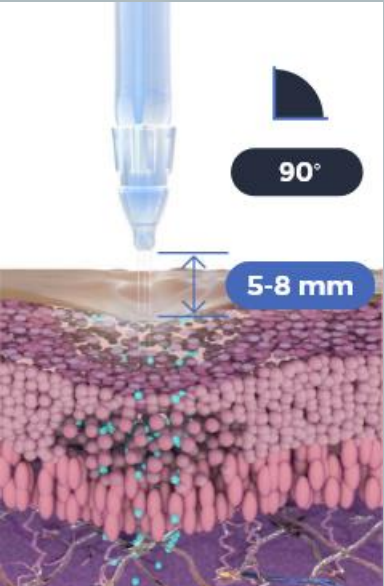
Important:
Perform the infusion movement slowly

Repeat 3 times



Use the TripleJet handpiece held at 90° to the skin and at 5-8 mm from the skin. Choose from the JetCare Anti-Aging, JetCare Selective and JetCare Boost solutions according to the JetPeel Treatment Guidelines.

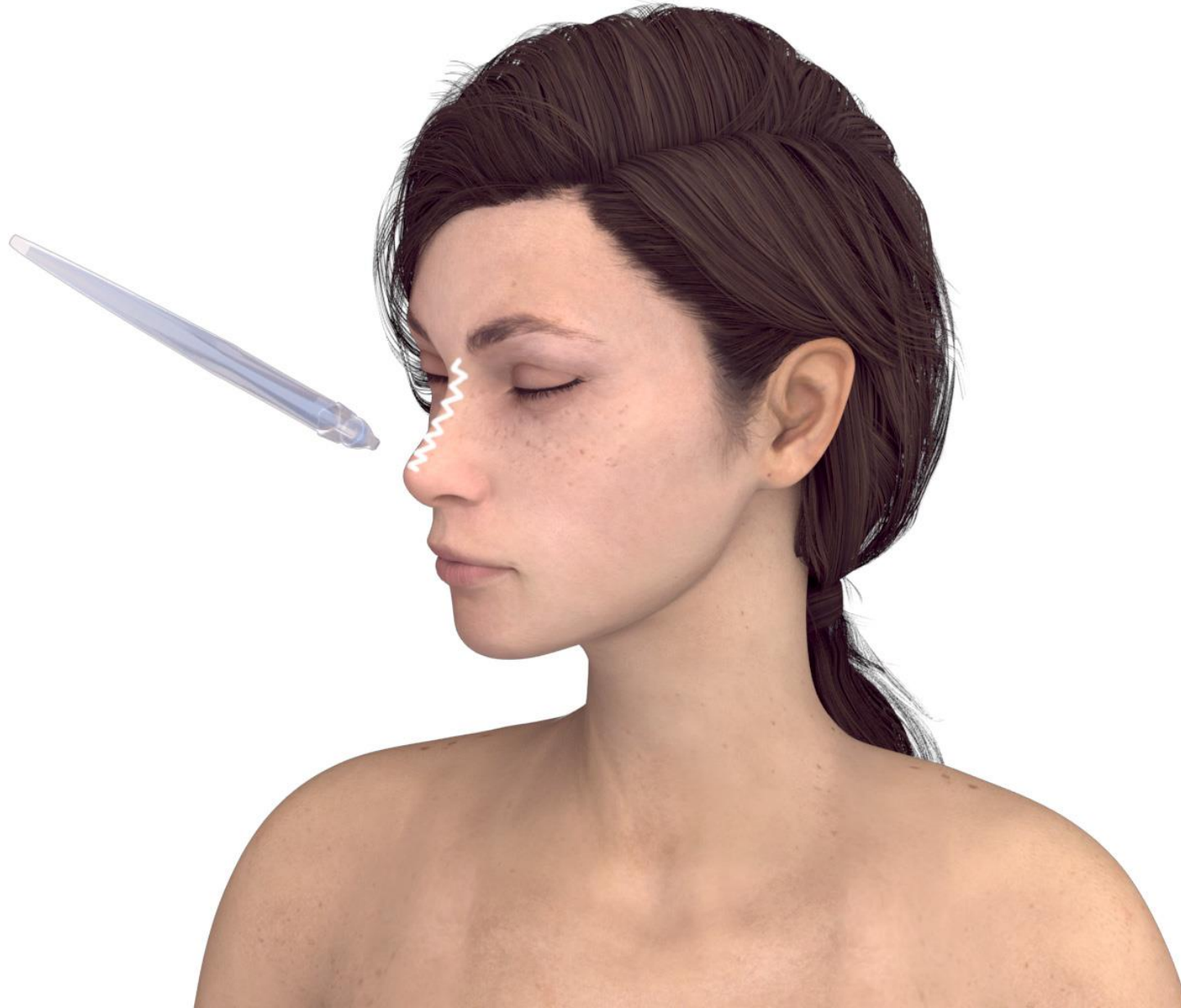
Repeat 3 times



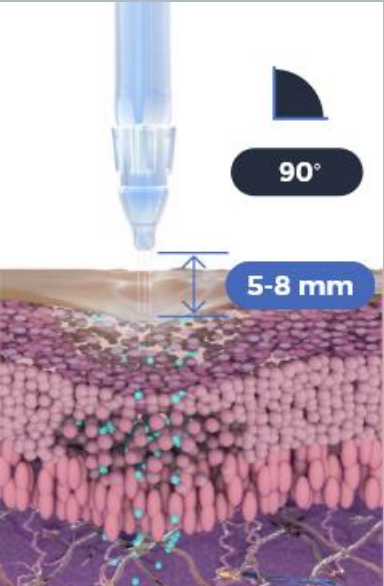
Move in zigzag motions covering the entire area.

Important:

Perform the infusion movement slowly



Use the TripleJet handpiece held at 90° to the skin and at 5-8 mm from the skin. Choose from the JetCare Anti-Aging, JetCare Selective and JetCare Boost solutions according to the JetPeel Treatment Guidelines.

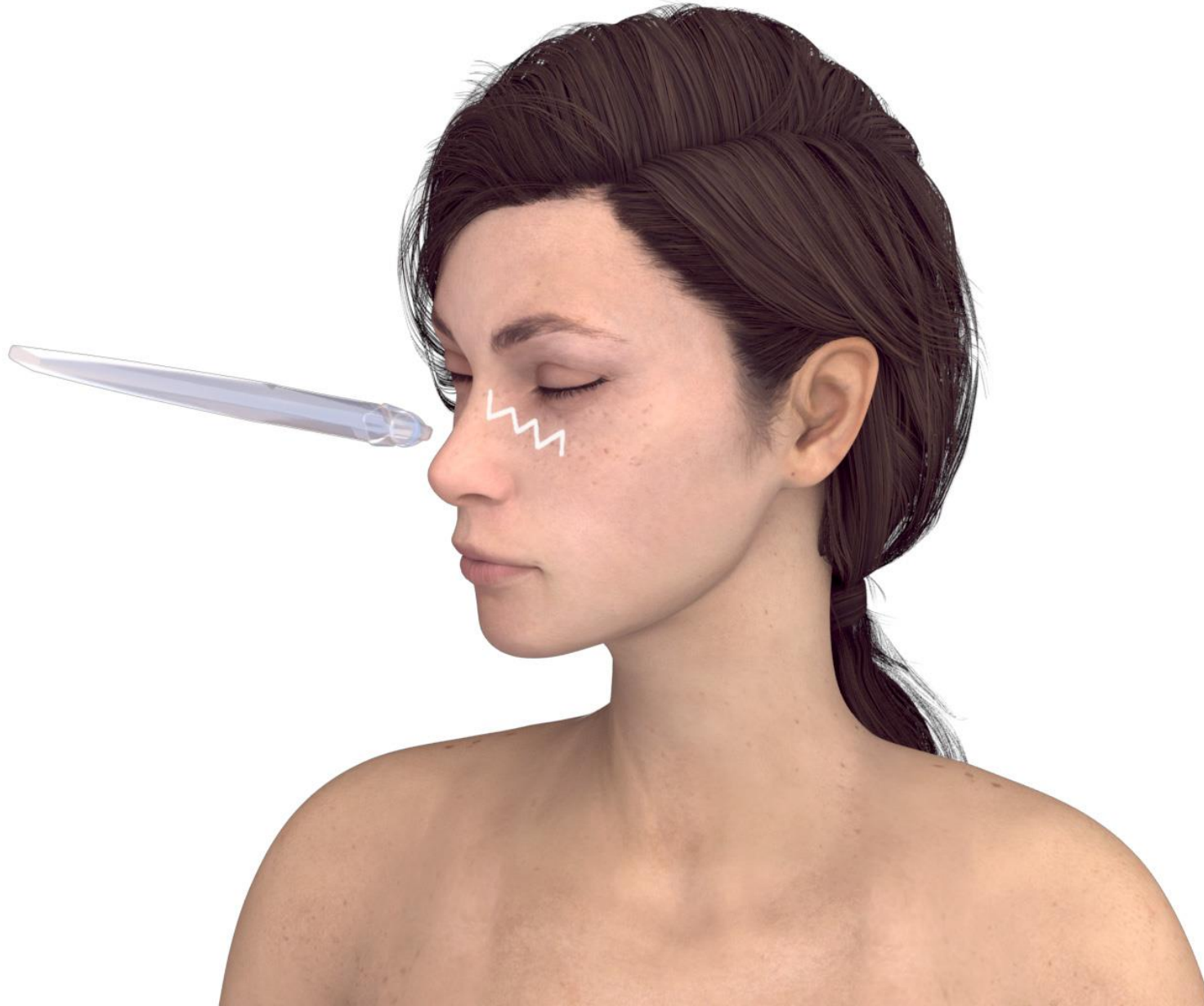


Move in zigzag motions covering the entire area.

Important:

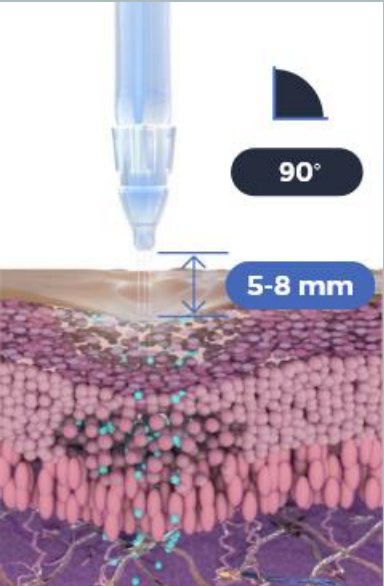
Perform the infusion movement slowly

Repeat 3 times



Use the TripleJet handpiece held at 90° to the skin and at 5-8 mm from the skin. Choose from the JetCare Anti-Aging, JetCare Selective and JetCare Boost solutions according to the JetPeel Treatment Guidelines.

Repeat 3 times



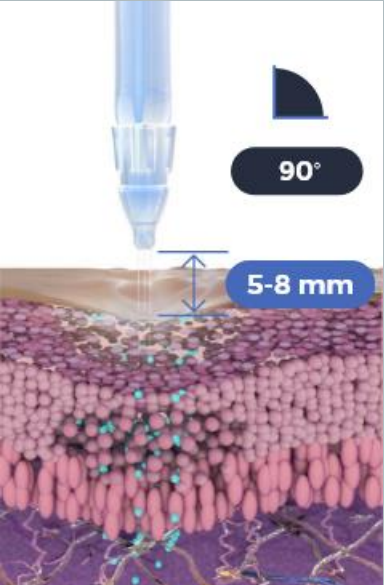
Move in zigzag motions covering the entire area.

Important:
Perform the infusion movement slowly



Use the TripleJet handpiece held at 90° to the skin and at 5-8 mm from the skin. Choose from the JetCare Anti-Aging, JetCare Selective and JetCare Boost solutions according to the JetPeel Treatment Guidelines.

Repeat 3 times

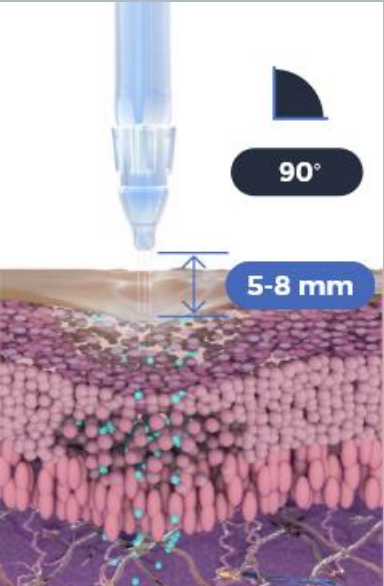


Move in zigzag motions covering the entire area.

Important:
Perform the infusion movement slowly



Use the TripleJet handpiece held at 90° to the skin and at 5-8 mm from the skin. Choose from the JetCare Anti-Aging, JetCare Selective and JetCare Boost solutions according to the JetPeel Treatment Guidelines.



Move in zigzag motions covering the entire area.

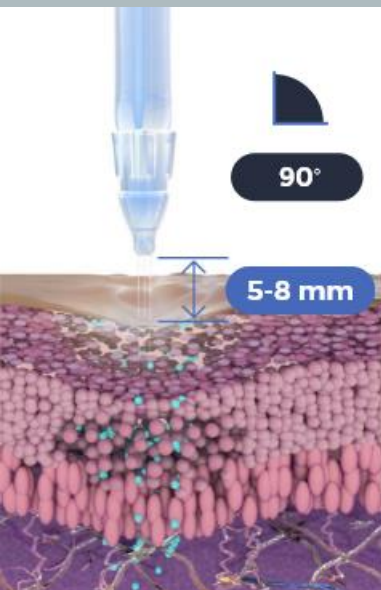
Important:
Perform the infusion movement slowly

Repeat 3 times



Repeat 3 times

For more deep wrinkles you can pass more than once



Swap solution according to chosen Treatment Guideline.

Move by following the lines until you cover the entire wrinkle areas.

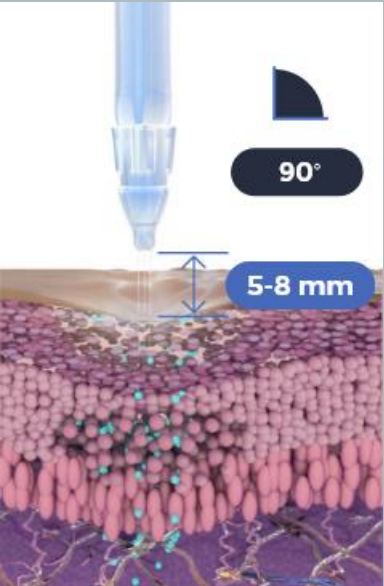
Important:
Perform the infusion movement slowly



Use the TripleJet handpiece held at 90° to the skin and at 5-8 mm from the skin. Choose from the JetCare Anti-Aging, JetCare Selective and JetCare Boost solutions according to the JetPeel Treatment Guidelines.

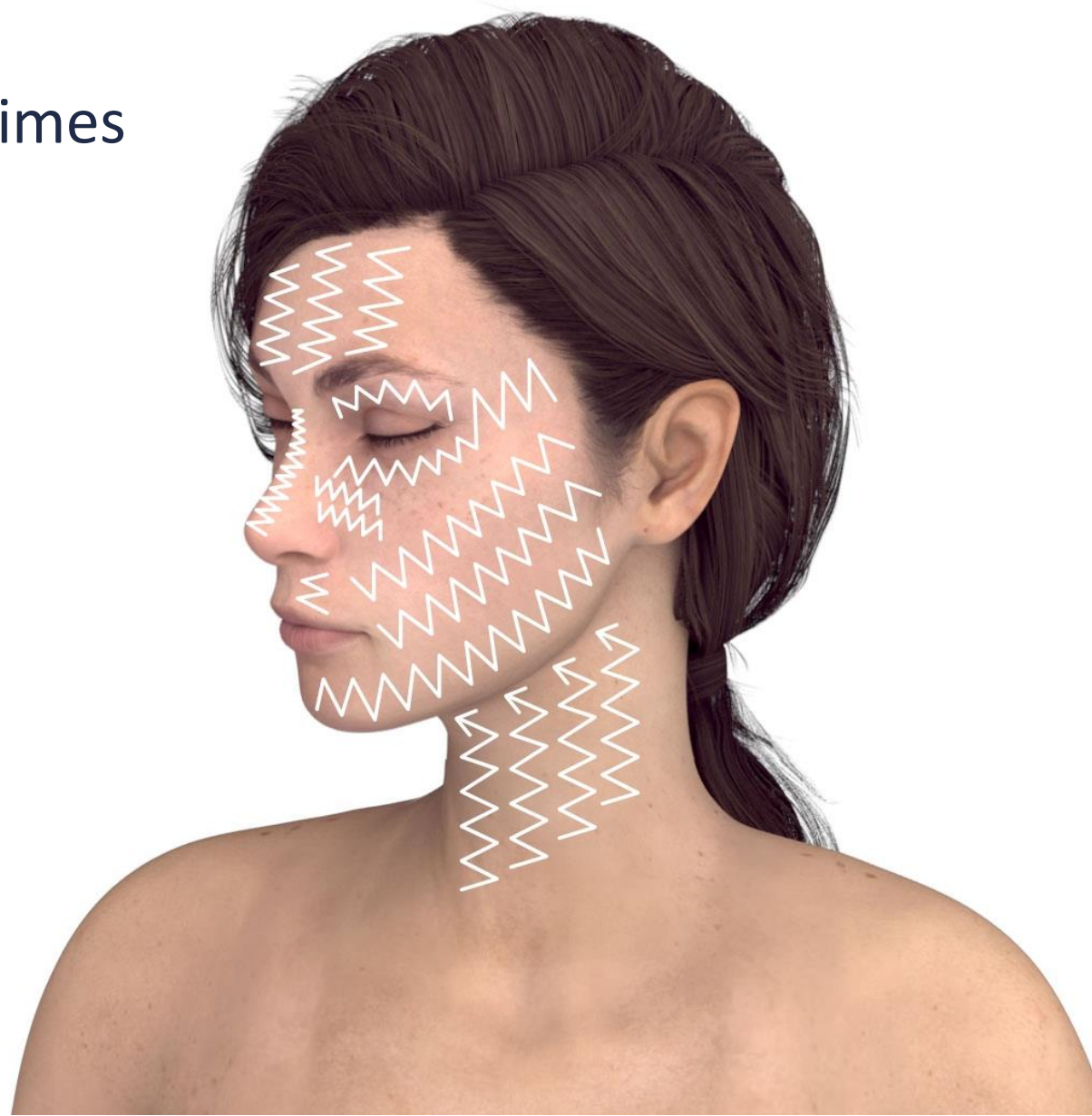
Full overview

Repeat 3 times



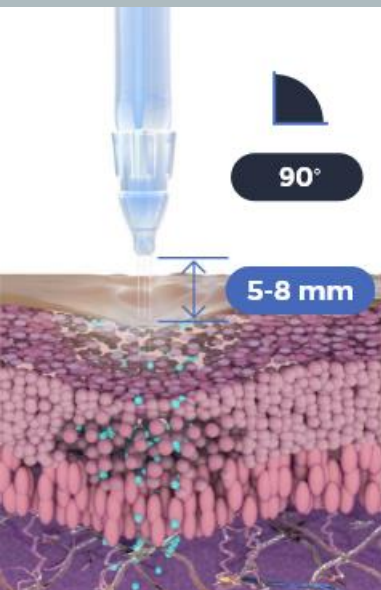
Move in zigzag motions covering the entire area.

Important:
Perform the infusion movement slowly



Full overview

For deep wrinkles and fine lines:
Change to the SingleJet Narrow (Magic) handpiece to infuse wrinkle lines. Hold at 90° to the skin and at 5-8 mm from the skin.



Repeat 3 times



Swap solution according to chosen Treatment Guideline.

Move by following the lines until you cover the entire wrinkle areas.

Important:
Perform the infusion movement slowly

Contraindications

- Open wounds
- Severe sensitivity to cold
- Skin neoplasms
- Active cancer
- Trigeminal nerve inflammation
- Active sinusitis or laryngitis
- Active herpes
- Active bronchial asthma
- Thrombosis
- The system has not been tested or evaluated on pregnant or lactating women, nor on children and infants, therefore is not intended for use on these groups of users

JetPeel by TavTech

The perfect trio combining:



**The enduring
JetPro device**



**The original patented
JetPeel handpieces**



**The premium
JetCare solutions**

Designed exclusively for use together to deliver outstanding results



JetPeel by TavTech Training Program

1. JetPeel Technology and Solutions: Training Introduction

2. Lymphatic Massage with JetPeel

2.1. Lymphatic Massage with JetPeel – Face & Neck

2.2. Lymphatic Massage with JetPeel – Body

3. Exfoliation with JetPeel

3.1. Exfoliation with JetPeel – Face & Neck

4. Infusion with JetPeel

4.1. Infusion with JetPeel – Face & Neck

5. Scalp & Hair with JetPeel

6. JetPeel Handpieces





THANK YOU!



JetPeel by TavTech Academy

