

JetPeel by TavTech Academy



We provide people with an
opportunity to become the best
version of themselves

**We believe in
making people
feel good ...**



... by delivering
a powerful,
instant-result
treatment

Suitable for all skin types
and all year-round






JetPeel by TavTech Training Program

1. JetPeel Technology and Solutions: Training Introduction
2. Lymphatic Massage with JetPeel
 - 2.1. Lymphatic Massage with JetPeel – Face & Neck
 - 2.2. Lymphatic Massage with JetPeel – Body
3. Exfoliation with JetPeel
 - 3.1. Exfoliation with JetPeel – Face & Neck
4. Infusion with JetPeel
 - 4.1. Infusion with JetPeel – Face & Neck
5. Scalp & Hair with JetPeel
6. JetPeel Handpieces





4. Infusion with JetPeel



The JetPeel jet pressure energy system provides trans-epidermal infusion of a rich variety of nutrients and solutions

For the treatment of an array of skincare and aesthetics conditions




Anti-Aging Care



Scalp & Hair



Lightening



Clear



Soothing




Growth Factor



Renewal Care

Trans-epidermal infusion delivery system

Utilizing jet propulsion technology for needle-less, pain-free, non-invasive, non-ablative, trans-epidermal delivery



TripleJet

3 fine nozzles



DoubleJet

2 fine nozzles



SingleJet Narrow (Magic)

1 fine nozzle

JetCare - A variety of solutions, vitamins, minerals and acids



and an array of treatment guidelines

The enduring way to:

- Perform a Lymphatic Massage
- Exfoliate
- Infuse Skin Nutrients without Needles
- Stimulate Collagen and Elastin Fibers
- Tighten
- Brighten
- Eliminate Blemishes
- Smooth Skin Imperfections



An innovative aesthetic energy-based concept

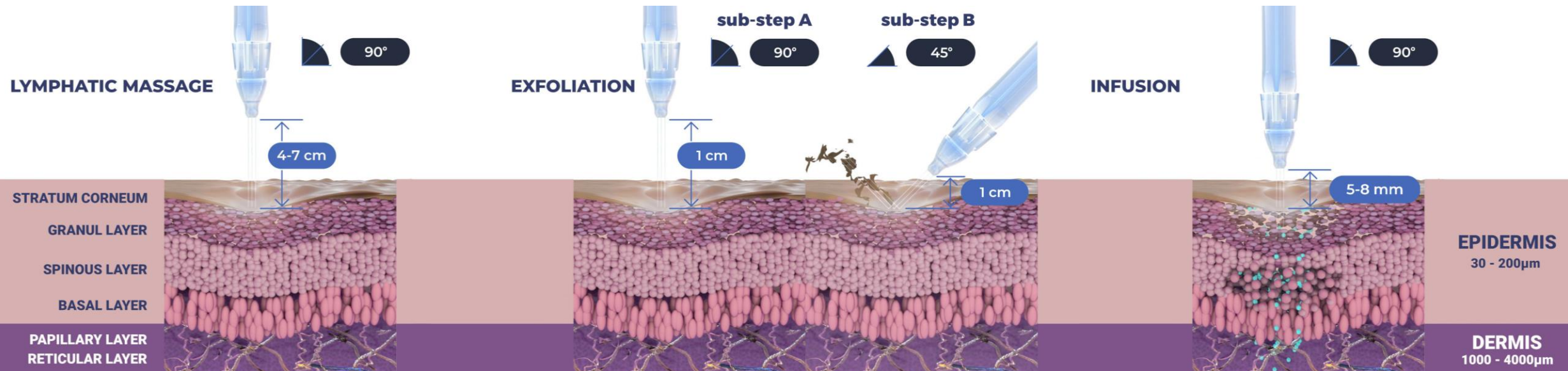
- Aesthetic medicine has primarily been based on surgical approaches for many years, but now, in order to solve the problem of aging skin, there is an increasing interest in non-invasive, non-ablative and painless procedures that have immediate visible effects, are without downtime and offer a pleasant patient experience.
- JetPeel: One of the most fascinating, non-invasive, non-ablative, safe and painless devices, useful for pleasant and effective trans-epidermal delivery of nourishing solutions without the use of needles.
- Infusion with JetPeel rejuvenates the skin without lasers or injections. The innovation of the JetPeel infusion technique, which is based on jet pressure-energy, is also relevant for skin pigmentation irregularities and to remove keratoses, acne, hair loss, scars, stretch marks, and other skin related conditions.

How does JetPeel infusion work?

- JetPeel Infusion is an advanced aesthetic treatment that allows practitioners to non-invasively administer a range of nutritional skin care procedures with outstanding results.
- JetPeel Infusion is the most advanced and versatile skin therapy system on the market for painless trans-epidermal infusion with no needles and no injections.
- JetPeel Infusion takes cosmetic solutions, accelerates them using pressurized air to high velocities (200 m/sec, 660 ft/sec) and with a unique and patented JetPeel handpiece, breaks the accelerated liquid into micro-droplets.
- The jet stretches the skin at the point of contact, causing cavitation, leading to the broadening of micro-canals in the epidermis. This enables highly effective needle-free hydration and infusion.
- JetPeel Infusion penetrates the stratum corneum and the epidermal compartment in order to deposit liquids and small molecules by using a jet stream of liquids accelerated by pressure of 95 p.s.i. through tiny single, double or triple nozzles to localized dermal deposition into the skin tissue.

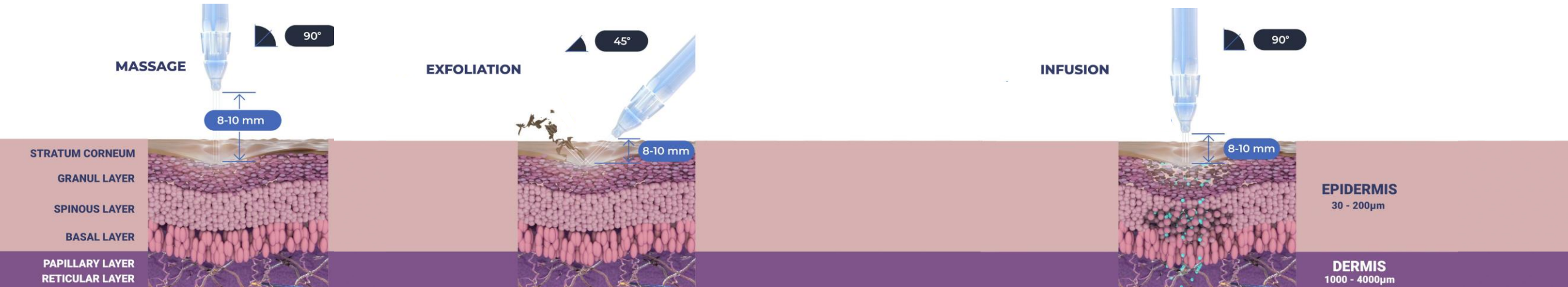
The versatility of JetPeel: Face and Body

Unique jet pressure energy



The versatility of JetPeel: Scalp and Hair

Unique jet pressure energy



The treatment sequence



LYMPHATIC MASSAGE

A pleasant and relaxing massage for detoxifying the skin and stimulating micro-circulation



GENTLE EXFOLIATION

Removing dead skin cells prepares the skin to receive the nourishment from the following Infusion Step



EFFECTIVE INFUSION

This step provides effective and deep delivery of active ingredients into the skin



BOOSTER INFUSION

Post-infusion step to amplify treatment result

The treatment sequence - Steps 3 and 4 - Infusion



LYMPHATIC MASSAGE

A pleasant and relaxing massage for detoxifying the skin and stimulating micro-circulation



GENTLE EXFOLIATION

Removing dead skin cells prepares the skin to receive the nourishment from the following Infusion Step



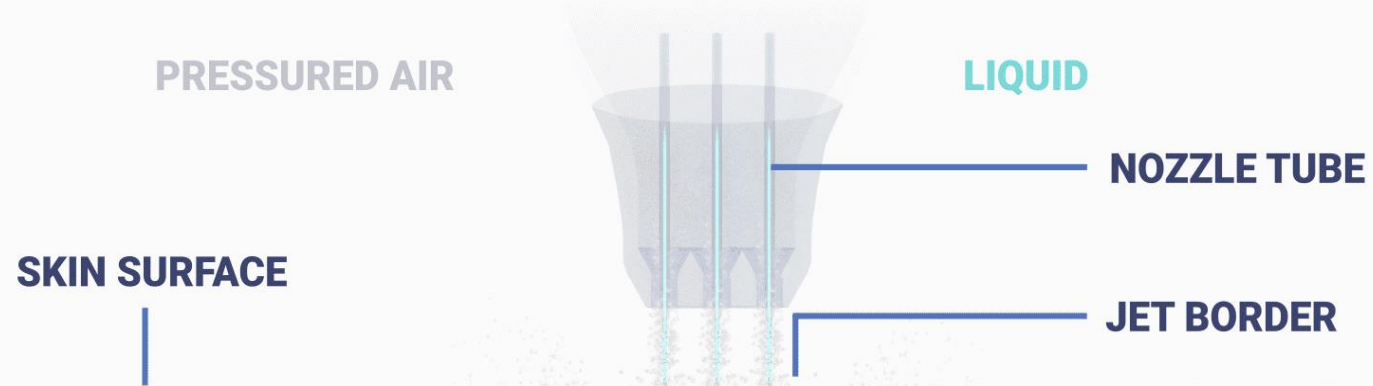
EFFECTIVE INFUSION

This step provides effective and deep delivery of active ingredients into the skin

BOOSTER INFUSION

Post-infusion step to amplify treatment result

Step 3 - Jet pressure and the cavitation effect



STRATUM CORNEUM

GRANUL LAYER

SPINOUS LAYER

BASAL LAYER

PAPILLARY LAYER

RETICULAR LAYER

EPIDERMIS
30 - 200µm

DERMIS
000 - 4000µm




Pressure differentials

**Skin stretch,
opening of micro-
channels, infusion**

Patents Pending: US
63/238794 and 63/278128



The uniqueness behind the JetPeel Infusion's ability to penetrate the stratum corneum and the epidermal compartment in order to deposit liquids and small molecules is by using a jet stream of liquids accelerated by pressure up 200 m/sec. (660 ft/sec.) through a tiny single, double or triple nozzle to localized dermal deposition in the skin tissue



TripleJet

The most popular handpiece, which enables a larger treatment area while dividing the fluid stream into three



DoubleJet

Recommended for Scalp & Hair procedures



SingleJet Narrow (Magic)

Ensures the most powerful application mode for deeper wrinkles and fine lines



Unique handpieces for unique epidermal effects



**SingleJet Narrow
(Magic)**



DoubleJet



TripleJet

Infusion with JetPeel

- An innovative safe and painless aesthetic medical device for needle-less delivery of nutrients into the skin without any pain
- Non-invasive, non-ablative, non-contact
- No pain, no downtime
- Uses technology from the aerospace industry utilizing a subsonic flow of air to break a blend of solutions and air into microdroplets, and infuse them into the skin
- Infuses nutrients such as antioxidants, vitamins, hyaluronic acid and peptides



The treatment sequence - Steps 3 and 4 - Infusion

INFUSION



5-8 mm

STRATUM CORNEUM

GRANUL LAYER

SPINOUS LAYER

BASAL LAYER

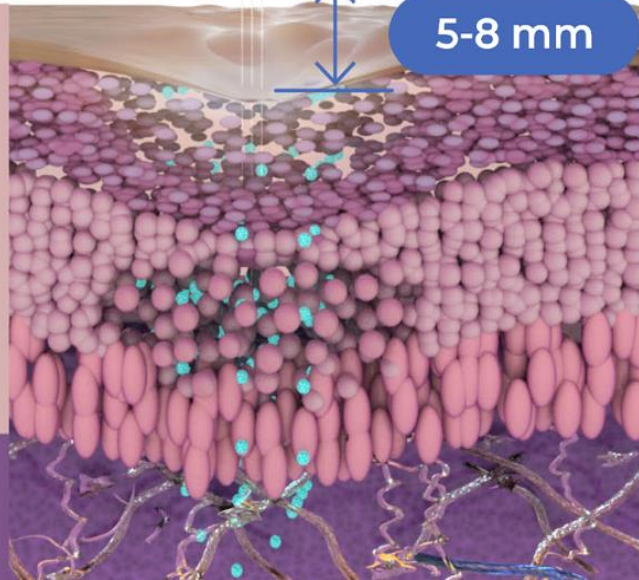
PAPILLARY LAYER
RETICULAR LAYER

EPIDERMIS

30 - 200µm

DERMIS

1000 - 4000µm



Infusion

Materials & Methods



The Anti-Aging Care Series

**Wide Range Hyaluronic Acid
Peptide Complex
Witch Hazel & Peptides**



The Selective Care Series

Argireline® Complex
Lightening
Soothing
Clear
Scalp & Hair
Growth Factor



Argireline® is a trademark of Lipotec S.A. or its affiliates

TAVTECH LTD.

The JetCare Boost Series

Hydrate
Regenerate
Glow
Tight
Boost set



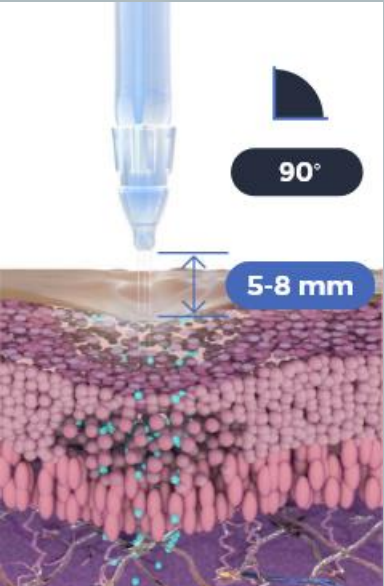
Step 3 - Facial infusion with JetPeel

- Infusion is to be done following Exfoliation for effective results.
- Choose the relevant JetCare solution from the treatment guideline according to the skin condition and desired indications.
- It is recommended to use the TripleJet handpiece, followed by the SingleJet Narrow (Magic) handpiece for specific locations.
- Keep the handpiece at a 90° angle relative to the skin surface and keep 0.5-0.8 cm distance from it.
- Move in zigzag motions, covering the entire treatment area. Try to keep a consistent pace.
- Duration of a complete facial infusion treatment is 5 to 7 minutes, and it uses ~5 ml of the chosen JetCare solution.

Step 4 - Facial boost infusion with JetPeel

- Boost Infusion will be done following infusion as per treatment by skin characteristics.
- Choose the relevant JetCare boost from the treatment guideline according to the skin condition and desired indications.
- It is recommended to use the TripleJet handpiece, followed by the SingleJet Narrow (Magic) handpiece for specific locations.
- Keep the handpiece at a 90° angle relative to the skin surface and keep 0.5-0.8 cm distance from it.
- Move in zigzag motions, covering the entire treatment area. Try to keep a consistent pace.
- Duration of a complete facial infusion treatment is 5 to 7 minutes, and it uses ~3ml of the chosen JetCare boost.

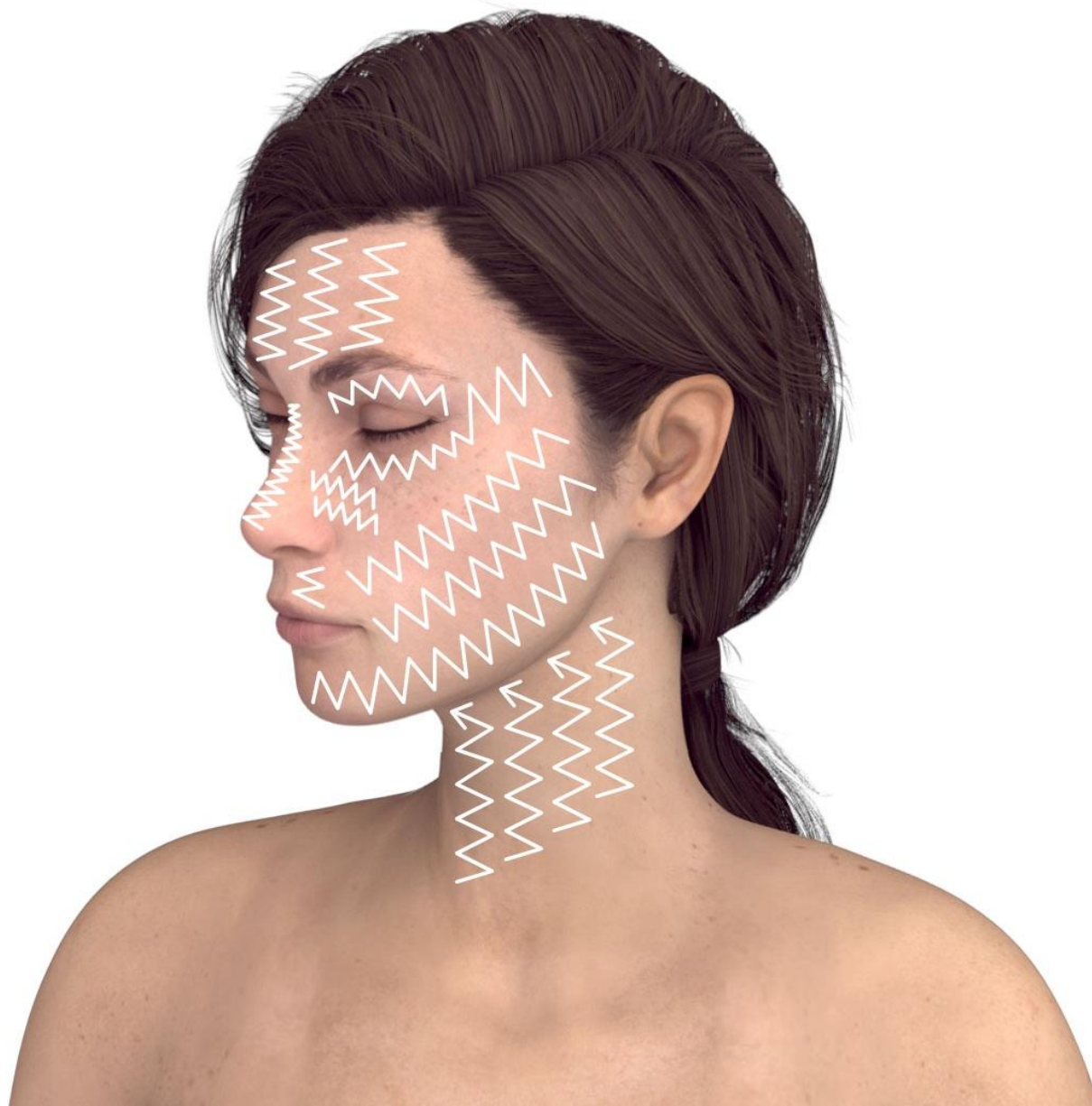
Use the TripleJet handpiece held at 90° to the skin and at 5-8 mm from the skin. Choose from the JetCare Anti-Aging, JetCare Selective and JetCare Boost solutions according to the JetPeel Treatment Guidelines.



Move in zigzag motions covering the entire area.

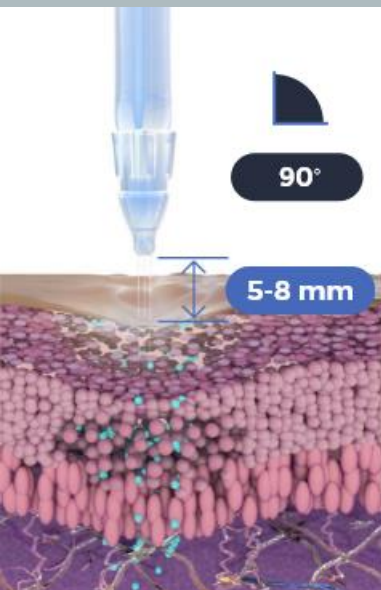
Important:
Perform the infusion movement slowly

Repeat 3 times



Repeat 3 times

For deep wrinkles and fine lines:
Change to the SingleJet Narrow (Magic) handpiece to infuse wrinkle lines. Hold at 90° to the skin and at 5-8 mm from the skin.



Swap solution according to chosen Treatment Guideline.

Move by following the lines until you cover the entire wrinkle areas.

Important:

Perform the infusion movement slowly



Why infuse with JetPeel?

- Cleanses, exfoliates, hydrates, and oxygenates the skin
- Non-Invasive, Non-ablative
- Safe on all skin types, all year round
- Pleasant, painless, soothing treatments
- No downtime
- Scientifically proven

When to infuse?

- Use JetCare Anti-Aging infusion treatment to help recover the stem cells and stimulate new collagen and elastin fibers for rejuvenation & antiaging treatments
- To treat pigmentations, remove keratoses, acne, sensitive skin, scars, stretch marks, hyperhidrosis and other skin related conditions
- To treat hair loss
- To protect the skin from the harmful environment
- Infusion with JetPeel is recommended by doctors to be an efficient non-invasive approach to deliver local anaesthesia to the dermis
- Immediately after Infusion with the JetPeel the skin appears noticeably fresher and younger, already after the first treatment
- Longer-term effects can be achieved after just four to six sessions

Why does JetPeel infusion work?

- The JetPeel jet stream washes dead skin cells from the surface, cleans out pores, and removes bacteria and other debris build-ups. The jet stream acts as a powerful washer, cleansing areas that other facials miss, such as the debris that settles in epidermal cracks, inside pores, depressions in hair follicles, and the spaces between skin cells. This deep clean and exfoliation reveals a healthier, more radiant complexion, and stimulates cellular renewal.
- The JetPeel Infusion performs trans-epidermal infusion. In simpler terms, the JetPeel Infusion unique handpiece opens microchannels within the skin to infuse the deep layers of the dermis with hydrating and nourishing serums.

Cosmetic Medicine: **Less is More**

- More and more patients in cosmetic & skin clinics around the globe seek to achieve the best cosmetic outcomes with the least amount of surgery, and the least invasive and least ablative procedures, without pain and without downtime.
- With advances in technology and in techniques, current thinking in medical aesthetics is “less is more”.
- Patients show a clear preference for having smaller and less invasive procedures earlier to postpone or eliminate the need for surgery. There is a lot that can be done before we need to go as far as a facelift.
- The results are more natural looking. Maintenance is the key and earlier, non-invasive procedures, such as with JetPeel, can delay the effects of aging on the face and the body, sometimes even negating the need for invasive procedures.

JetPeel treats numerous skin concerns and rejuvenates skin by:

- Improving skin tone and texture
- Reducing the appearance of fine lines and wrinkles
- Exfoliating dead skin cells that dull your complexion
- Improving the appearance of acne scars and stretch marks
- Cleansing skin of acne-causing bacteria and cellular build-up
- Hydrating skin so it looks plumper and healthier
- Reducing brown spots and sun damage
- Enabling décolletage and hand rejuvenation
- Trans-epidermal infusion promotes collagen production
- Revealing a fresher, more robust, and more radiant layer of skin
- Treating the scalp
- Improving the skin cell longevity and functions
- Preventing the aging signs



JetPeel Infusion: A painless and pleasant treatment experience

Words like “subsonic technology” and “jet stream” may seem intimidating to some people. However, JetPeel Infusion is painless. In fact, patients find the facial to be cooling, soothing and pleasant.

Furthermore, by avoiding the use of lasers, and other invasive or ablative technologies, the jet infusion does not lead to any downtime.

Patients complete the session with more radiant skin, and are free to pursue their normal activities immediately after the facial treatment.

Contraindications

- Open wounds
- Severe sensitivity to cold
- Skin neoplasms
- Active cancer
- Trigeminal nerve inflammation
- Active sinusitis or laryngitis
- Active herpes
- Active bronchial asthma
- Thrombosis
- The system has not been tested or evaluated on pregnant or lactating women, nor on children and infants, therefore is not intended for use on these groups of users

JetPeel by TavTech

The perfect trio combining:



**The enduring
JetPro device**



**The original patented
JetPeel handpieces**



**The premium
JetCare solutions**

Designed exclusively for use together to deliver outstanding results



**For more information on Exfoliation Techniques
with JetPeel check out the following presentations:**

- **Infusion with JetPeel – Face & Neck**





JetPeel by TavTech Training Program

1. JetPeel Technology and Solutions: Training Introduction

2. Lymphatic Massage with JetPeel

2.1. Lymphatic Massage with JetPeel – Face & Neck

2.2. Lymphatic Massage with JetPeel – Body

3. Exfoliation with JetPeel

3.1. Exfoliation with JetPeel – Face & Neck

4. Infusion with JetPeel

4.1. Infusion with JetPeel – Face & Neck

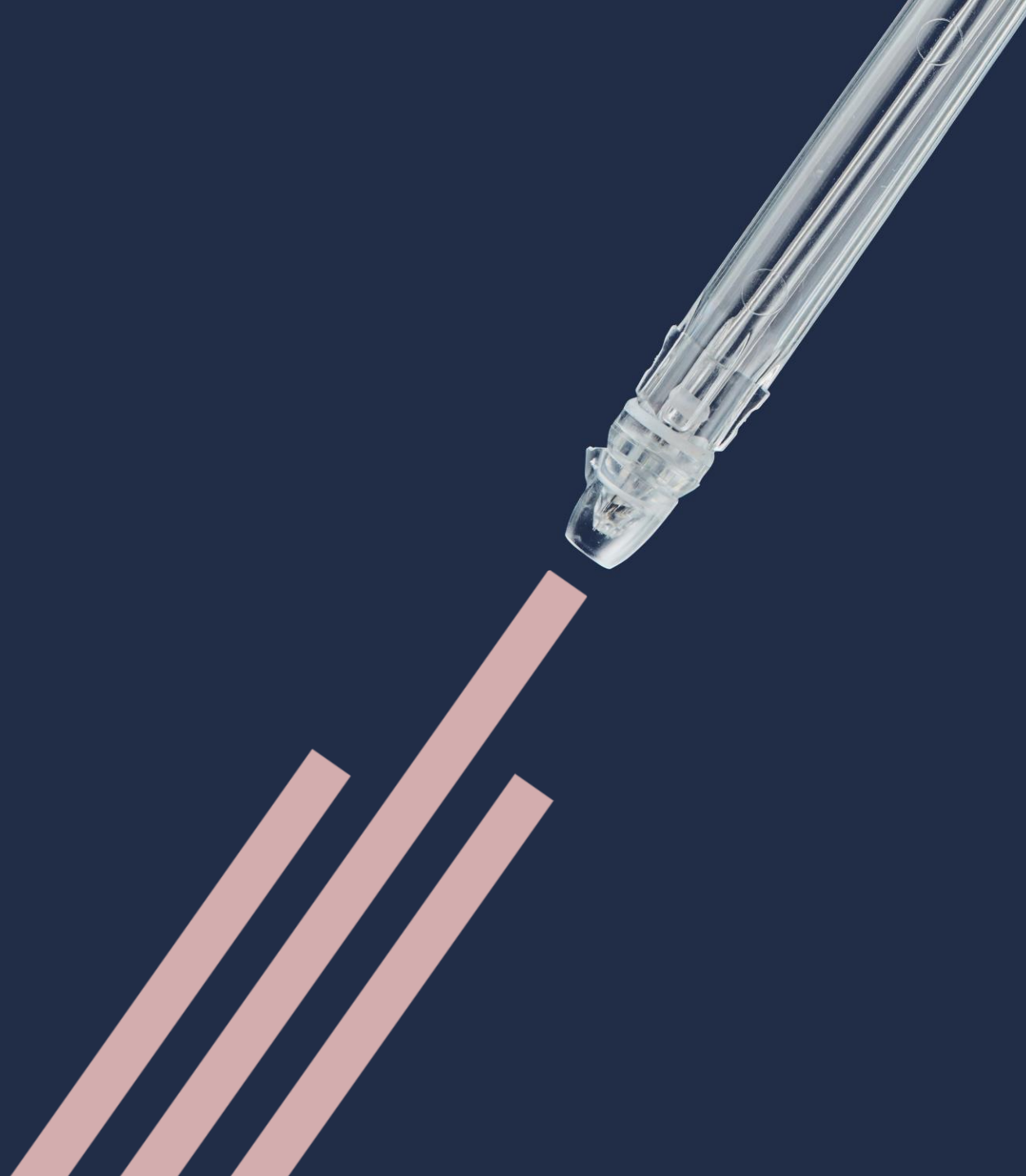
5. Scalp & Hair with JetPeel

6. JetPeel Handpieces





THANK YOU!



JetPeel by TavTech Academy

