

JetPeel by TavTech Academy



We provide people with an
opportunity to become the best
version of themselves

**We believe in
making people
feel good ...**



... by delivering
a powerful,
instant-result
treatment

Suitable for all skin types
and all year-round





JetPeel by TavTech Training Program

1. JetPeel Technology and Solutions: Training Introduction
2. Lymphatic Massage with JetPeel
 - 2.1. Lymphatic Massage with JetPeel – Face & Neck
 - 2.2. Lymphatic Massage with JetPeel – Body
3. Exfoliation with JetPeel
 - 3.1. Exfoliation with JetPeel – Face & Neck
4. Infusion with JetPeel
 - 4.1. Infusion with JetPeel – Face & Neck
5. Scalp & Hair with JetPeel
6. JetPeel Handpieces





3. Exfoliation with JetPeel



The JetPeel jet pressure energy system provides trans-epidermal infusion of a rich variety of nutrients and solutions

For the treatment of an array of skincare and aesthetics conditions




Anti-Aging Care



Scalp & Hair



Lightening



Clear



Soothing




Growth Factor



Renewal Care

Trans-epidermal infusion delivery system

Utilizing jet propulsion technology for needle-less, pain-free, non-invasive, non-ablative, trans-epidermal delivery



TripleJet

3 fine nozzles



DoubleJet

2 fine nozzles



SingleJet Narrow (Magic)

1 fine nozzle

JetCare - A variety of solutions, vitamins, minerals and acids



and an array of treatment guidelines

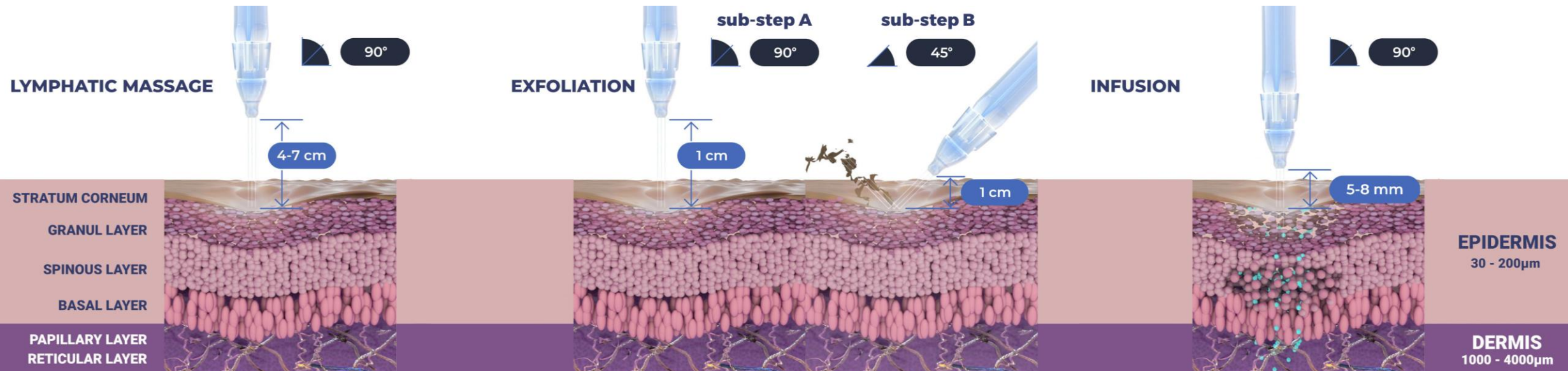
The enduring way to:

- Perform a Lymphatic Massage
- Exfoliate
- Infuse Skin Nutrients without Needles
- Stimulate Collagen and Elastin Fibers
- Tighten
- Brighten
- Eliminate Blemishes
- Smooth Skin Imperfections



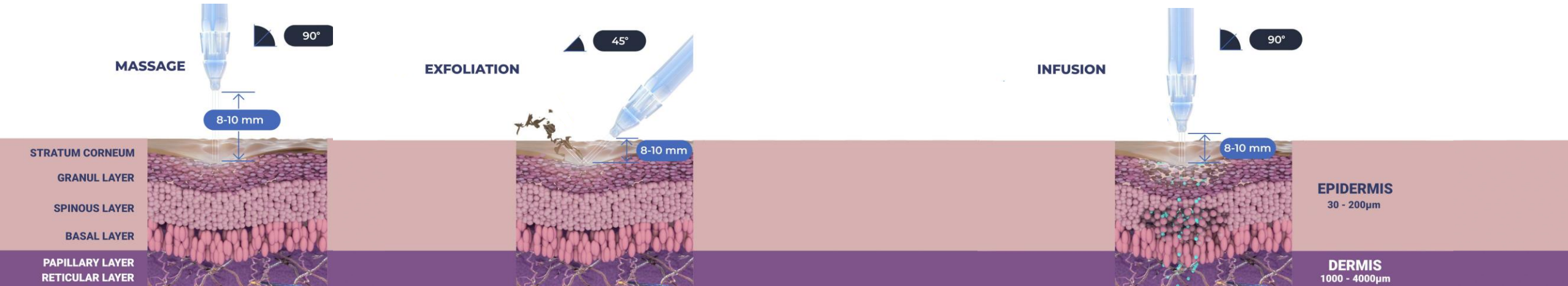
The versatility of JetPeel: Face and Body

Unique jet pressure energy



The versatility of JetPeel: Scalp and Hair

Unique jet pressure energy



The treatment sequence



LYMPHATIC MASSAGE

A pleasant and relaxing massage for detoxifying the skin and stimulating micro-circulation



GENTLE EXFOLIATION

Removing dead skin cells prepares the skin to receive the nourishment from the following Infusion Step



EFFECTIVE INFUSION

This step provides effective and deep delivery of active ingredients into the skin



BOOSTER INFUSION

Post-infusion step to amplify treatment result

The treatment sequence



LYMPHATIC MASSAGE

A pleasant and relaxing massage for detoxifying the skin and stimulating micro-circulation



GENTLE EXFOLIATION

Removing dead skin cells prepares the skin to receive the nourishment from the following Infusion Step



EFFECTIVE INFUSION

This step provides effective and deep delivery of active ingredients into the skin



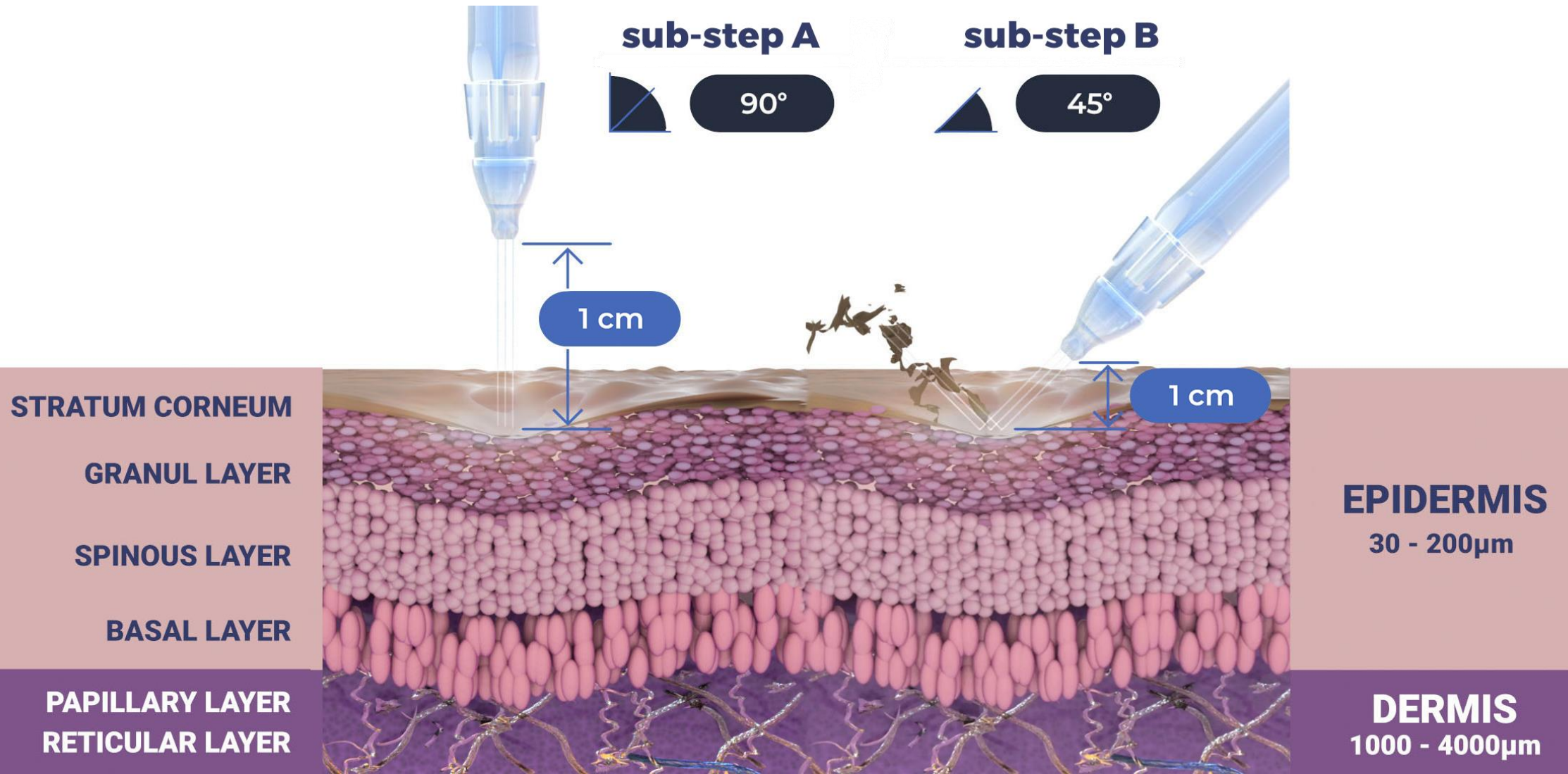
BOOSTER INFUSION

Post-infusion step to amplify treatment result

Step 2 - Exfoliation with JetPeel

- Exfoliation is a form of microdermabrasion using the JetPeel jet pressure energy system with JetCare solutions to hydrate the skin throughout the treatment
- Exfoliation clears the dead skin cells (stratum corneum of the epidermis) revealing a smoother, more even texture of the skin and improving the skin appearance

Step 2 - Exfoliation



The Renewal Care Series

Glycolic Acid Series
Mandelic & Salicylic



- According to the skin condition and desired exfoliation, use ~ 5 ml of either:
 - Renewal Care Glycolic Acid 5%, or
 - Renewal Care Glycolic Acid 10%, or
 - Renewal Care Glycolic Acid 16%, or
 - Renewal Care Mandelic & Salicylic Acids
- If exfoliating with Glycolic acid, leave on the skin for 5-8 minutes and only after that, wash with ~8ml of JetCare Hydro.
- If exfoliating with Mandelic & Salicylic acids, then immediately after that, wash with ~8ml JetCare Hydro if necessary.
- It is recommended to use the TripleJet handpiece.
- For the exfoliation step - keep the handpiece at a 90° angle relative to the skin surface and keep 1cm from it.
- For the washing step – keep the handpiece at a 45° - 60° angle relative to the skin surface 8-10mm from it.
- Move in zigzag motions, covering the entire treatment area.
- Duration of a complete facial exfoliation is about 5-7 minutes.

Exfoliation with JetPeel



- Evens out skin tone
- Minimizes the size of the pores
- Clears up blackheads
- Improves skin texture, tone and elasticity
- Better absorption of skin care products
- Minimizes the appearance of stretch marks and scars
- Reduces the appearance of fine lines and wrinkles
- Reduces the appearance of skin spots caused by sun and age
- Minimizes the appearance of acne scars and superficial scarring
- Helps to boost collagen production to provide firming and toning to the complexion

Advantages

- Exfoliation helps to diminish the appearance of superficial hyperpigmentation and photo-damage, as well as diminishing fine lines
- Wrinkles, acne, large pores, and blackheads can be reduced
- This procedure is gentle and very relaxing, without any discomfort
- After exfoliation, the skin will appear bright and oxygenated, as well as feeling soft and hydrated
- Oily skin will be less greasy, and pores may be shrunk. Puffy eyes can also be treated using exfoliation
- An increase in circulation and lymph flow
- Exfoliation allows the skin to better absorb skin care products, making them more effective
- Exfoliation is preformed before infusing nourishments, as it prepares the skin and enhances penetration
- After Exfoliation skin will be much more sensitive to sun exposure; after treatment it is best to keep out of the sun and wear sunscreen at all times

1

Stretch the skin gently with the operator's fingers to define the skin imperfections especially close to the eyes, forehead, and lips where naturally we can have more lines and wrinkles

2

Treat the wrinkles by following the horizontal and vertical direction of the wrinkle itself

3

For other imperfections such as scars, mature skin, stretch marks, spots, large pores, treat the area more than once

Can you do Exfoliation to sensitive skin?

Yes, you can!

This treatment is recommended also for those who have sensitive or very sensitive skin, unlike other exfoliation treatments.

Exfoliation with the JetPeel exfoliates the skin without peeling or breaking the skin.

Contraindications

- Open wounds
- Severe sensitivity to cold
- Skin neoplasms
- Active cancer
- Trigeminal nerve inflammation
- Active sinusitis or laryngitis
- Active herpes
- Active bronchial asthma
- Thrombosis
- The system has not been tested or evaluated on pregnant or lactating women, nor on children and infants, therefore is not intended for use on these groups of users

JetPeel by TavTech

The perfect trio combining:



**The enduring
JetPro device**



**The original patented
JetPeel handpieces**



**The premium
JetCare solutions**

Designed exclusively for use together to deliver outstanding results



**For more information on Exfoliation Techniques
with JetPeel check out the following presentations:**

- **Exfoliation with JetPeel – Face & Neck**





JetPeel by TavTech Training Program

1. JetPeel Technology and Solutions: Training Introduction

2. Lymphatic Massage with JetPeel

2.1. Lymphatic Massage with JetPeel – Face & Neck

2.2. Lymphatic Massage with JetPeel – Body

3. Exfoliation with JetPeel

3.1. Exfoliation with JetPeel – Face & Neck

4. Infusion with JetPeel

4.1. Infusion with JetPeel – Face & Neck

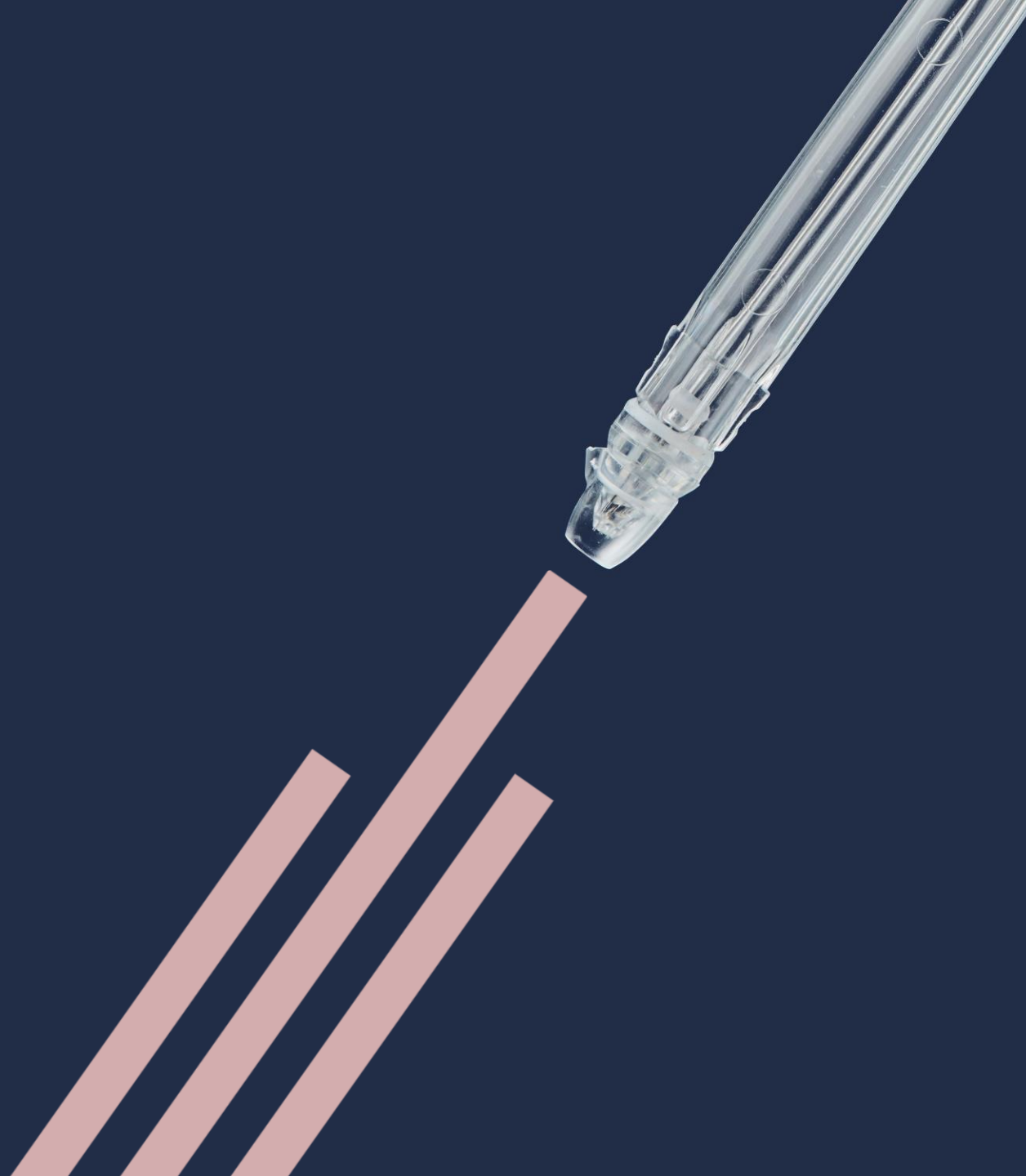
5. Scalp & Hair with JetPeel

6. JetPeel Handpieces





THANK YOU!



JetPeel by TavTech Academy

