

JetPeel by TavTech Academy



We provide people with an
opportunity to become the best
version of themselves

**We believe in
making people
feel good ...**



... by delivering
a powerful,
instant-result
treatment

Suitable for all skin types
and all year-round





JetPeel by TavTech Training Program

1. JetPeel Technology and Solutions: Training Introduction
2. Lymphatic Massage with JetPeel
 - 2.1. Lymphatic Massage with JetPeel – Face & Neck
 - 2.2. Lymphatic Massage with JetPeel – Body
3. Exfoliation with JetPeel
 - 3.1. Exfoliation with JetPeel – Face & Neck
4. Infusion with JetPeel
 - 4.1. Infusion with JetPeel – Face & Neck
5. Scalp & Hair with JetPeel
6. JetPeel Handpieces





1. JetPeel Technology and Solutions: Training Introduction



JetPeel by TavTech

TavTech invented and developed the iconic original JetPeel some two decades ago.

JetPeel is based on aviation technology adapted to medical and aesthetics uses for skin enhancement.

This unique patented technology using jet pressure energy enables aesthetic practitioners to perform anti-aging and rejuvenation treatments starting with a lymphatic massage to remove waste and toxins, followed by gentle exfoliation and effective infusion of cosmetic nutrients into the dermis, and for closure booster infusion to amplify treatment result.

The treatment is pleasurable, non-invasive, safe, needle-free, pain-free, non-contact , zero-downtime, immediate results, suited to all skin types and all year round.



The JetPeel jet pressure energy system provides trans-epidermal infusion of a rich variety of nutrients and solutions

For the treatment of an array of skincare and aesthetics conditions




Anti-Aging Care



Scalp & Hair



Lightening



Clear



Soothing



Growth Factor



Renewal Care

The technology behind JetPeel

1

Pressurized air is generated at 95psi (6.5 bar)

2

High pressure and high velocity (720 km/hr; 450 miles/hr) jet stream blasts a blend of micro-droplets and unique solutions onto the skin via a unique and patented handpiece. The Jet Stream generates Stratum Corneum removal and infusion of active ingredients in the dermis without needles

3

A concave region stretching the skin opens trans-epidermal microchannels allowing the enriched liquid to penetrate deeper and deliver nutrients and treatment solutions



JetPro by TavTech

JetPro by TavTech is an electro-pneumatic device that creates a high velocity two-phase jet directed onto the skin through a specially designed and patent protected handpiece.

Specifications

Dimensions:

51cm x 58cm x 72 cm

Weight:

31 kg

Air Source (Working Pressure):

95 psi \pm 10%

Liquid Source:

Disposable solution container

Power Source:

230V, 50Hz, 4.0A

120V, 60Hz, 8.0A



Range of unique and patented handpieces


High speed jet for infusion without needles

An important contributor to JetPeel by TavTech's outstanding results is its patented handpiece available in a several models.

The special:

- Nozzle
- Pressure
- Flow rate
- Spray pattern
- Droplet size
- Droplet speed
- Impact
- Reach

have all been researched and perfected over several decades – this is unique only to TavTech, the original manufacturers of JetPeel.



TripleJet

3 fine nozzles



DoubleJet

2 fine nozzles



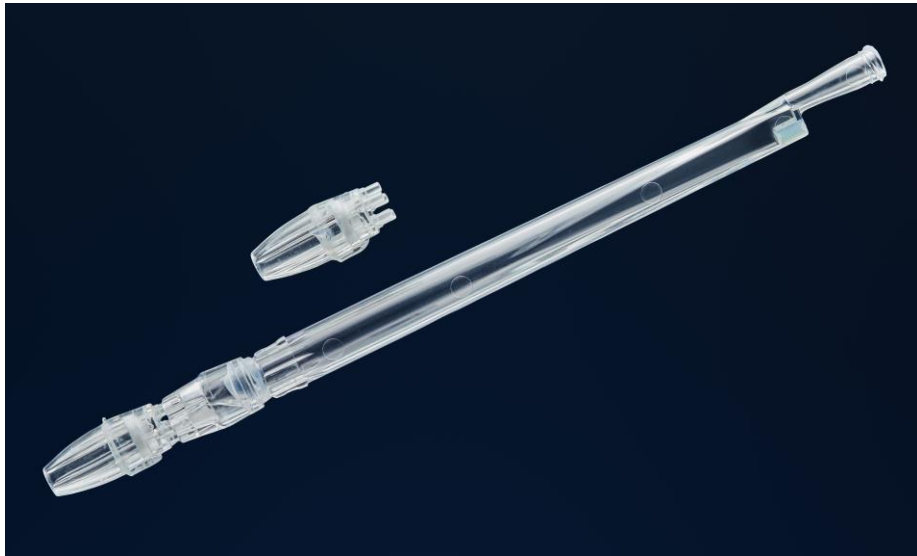
SingleJet Narrow (Magic)

1 fine nozzle



Prestige plus Handpiece

- PRP treatments
- Luer lock syringe
- Air shield



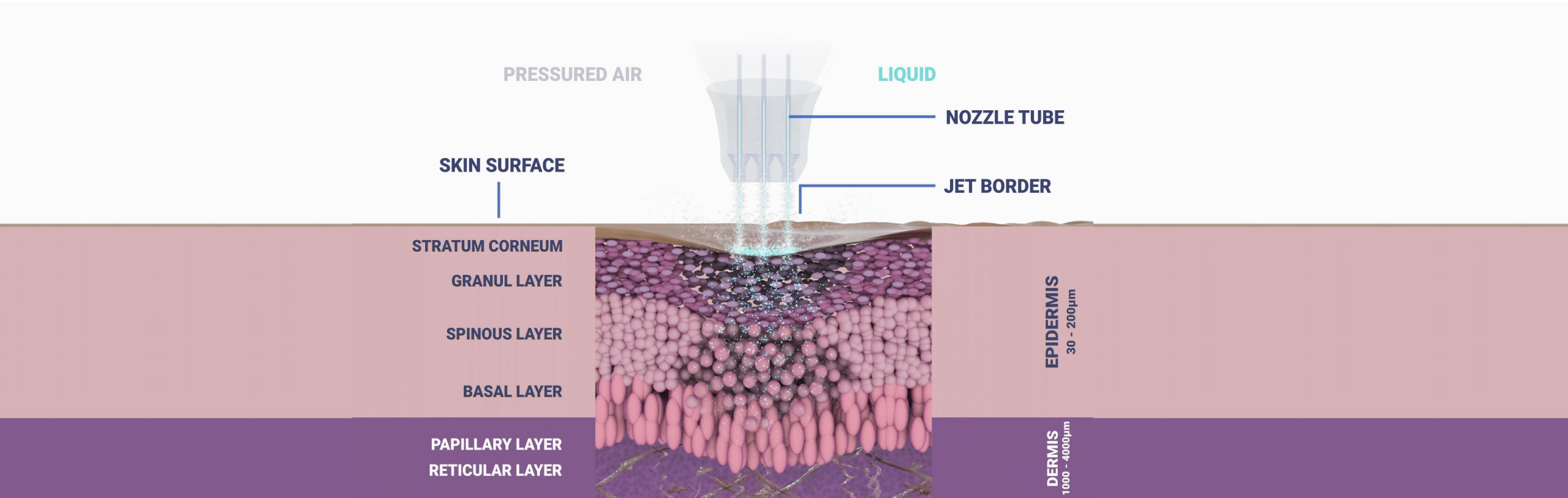
Vacuum Handpiece

- Oily skin
- Acne
- Comedones

Trans-epidermal infusion delivery system

Utilizing jet propulsion technology for needle-less, pain-free, non-invasive, non-ablative, trans-epidermal delivery

Jet pressure and the cavitation effect





Pressure differentials

**Skin stretch,
opening of micro-
channels, infusion**

Patents Pending: US
63/238794 and 63/278128





Unique handpieces for unique epidermal effects



**SingleJet Narrow
(Magic)**



DoubleJet



TripleJet

JetCare - A variety of solutions, vitamins, minerals and acids



and an array of treatment guidelines

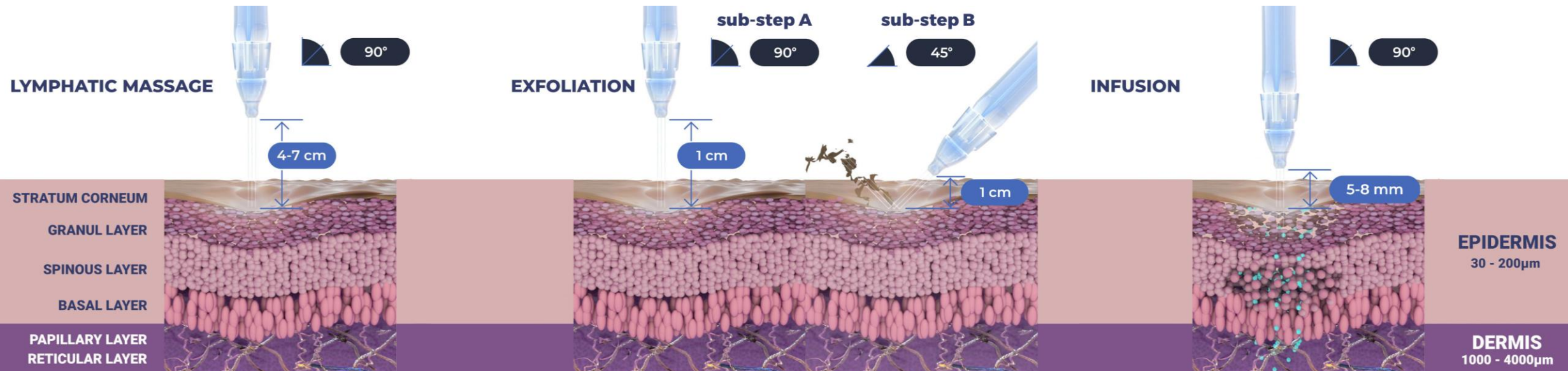
The enduring way to:

- Perform a Lymphatic Massage
- Exfoliate
- Infuse Skin Nutrients without Needles
- Stimulate Collagen and Elastin Fibers
- Tighten
- Brighten
- Eliminate Blemishes
- Smooth Skin Imperfections



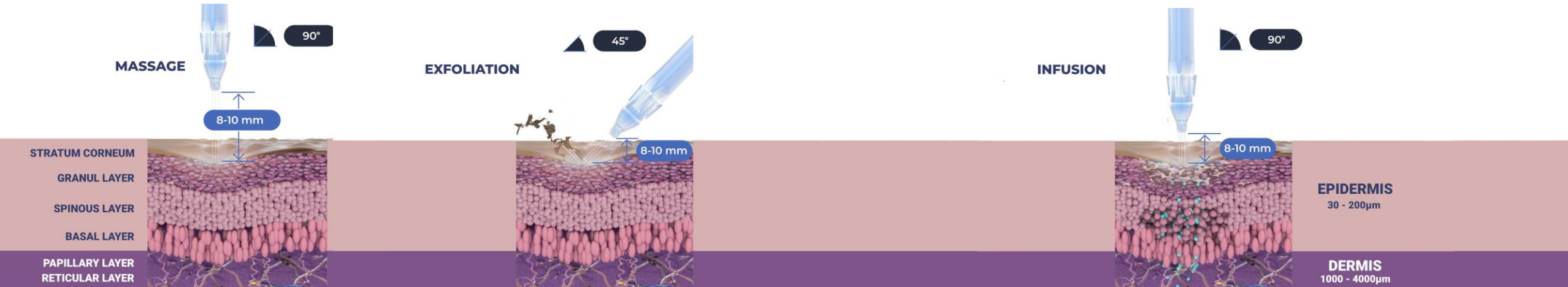
The versatility of JetPeel: Face and Body

Unique jet pressure energy



The versatility of JetPeel: Scalp and Hair

Unique jet pressure energy



The treatment sequence



LYMPHATIC MASSAGE

A pleasant and relaxing massage for detoxifying the skin and stimulating micro-circulation



GENTLE EXFOLIATION

Removing dead skin cells prepares the skin to receive the nourishment from the following Infusion Step



EFFECTIVE INFUSION

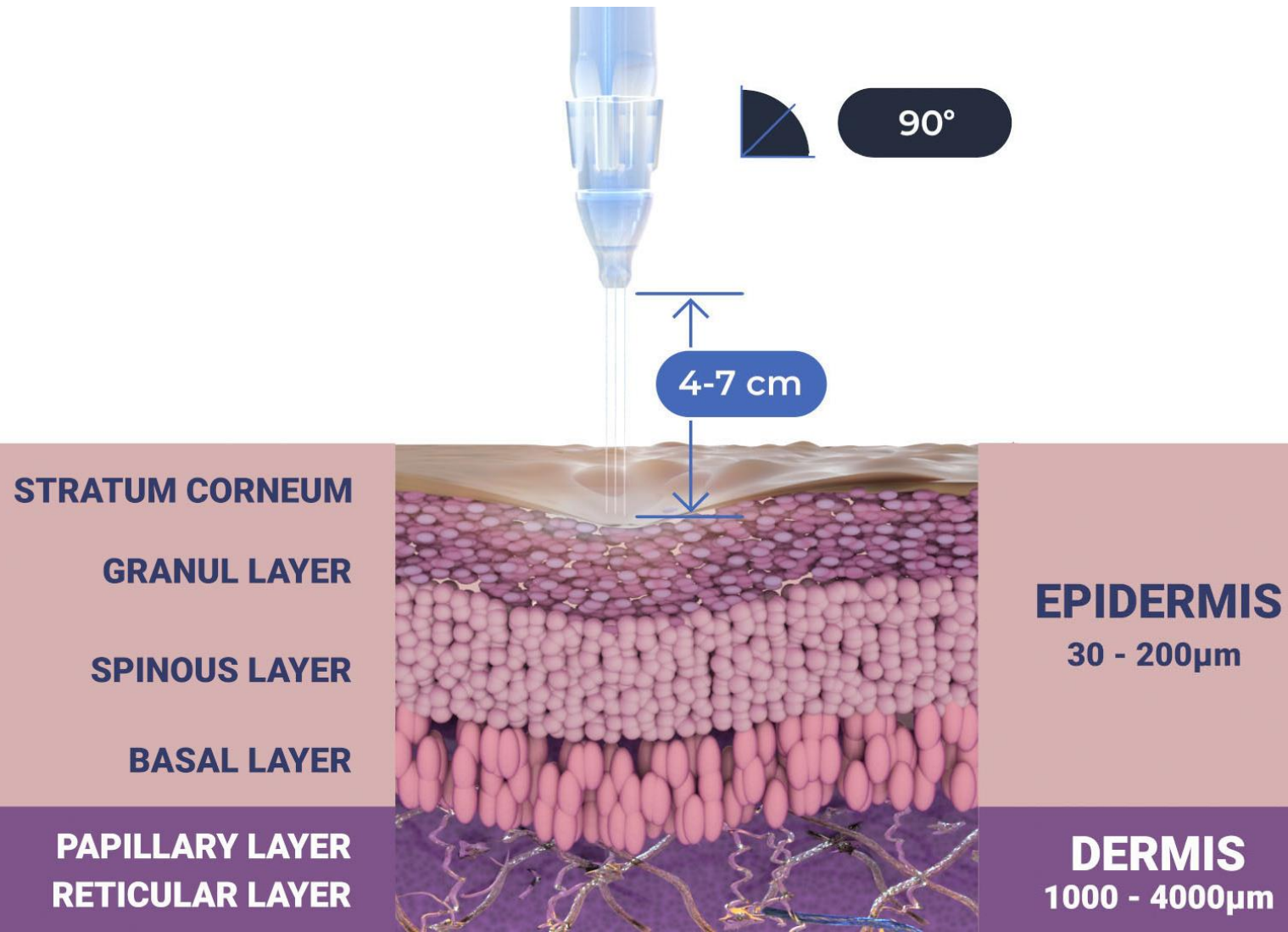
This step provides effective and deep delivery of active ingredients into the skin



BOOSTER INFUSION

Post-infusion step to amplify treatment result

Step 1 - Lymphatic massage



Step 1 - Lymphatic massage

- Use JetCare Hydro Solution with the TripleJet Nozzle handpiece
- Keep the handpiece at a 90 °angle relative to the skin surface and keep a 4-7 cm distance from it
- Repeat each movement three times

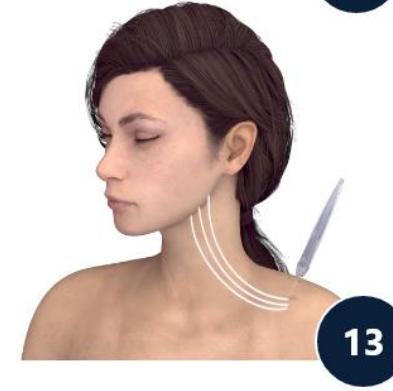
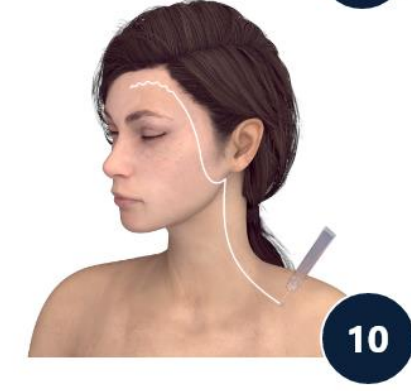
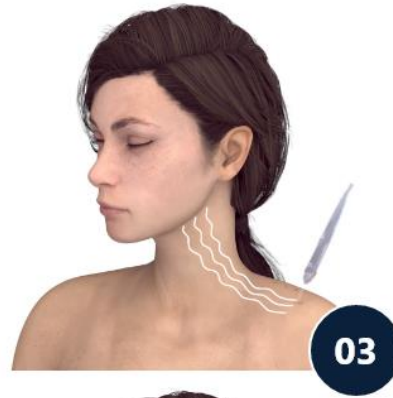
Duration of a complete lymphatic massage:

Face: 10 minutes

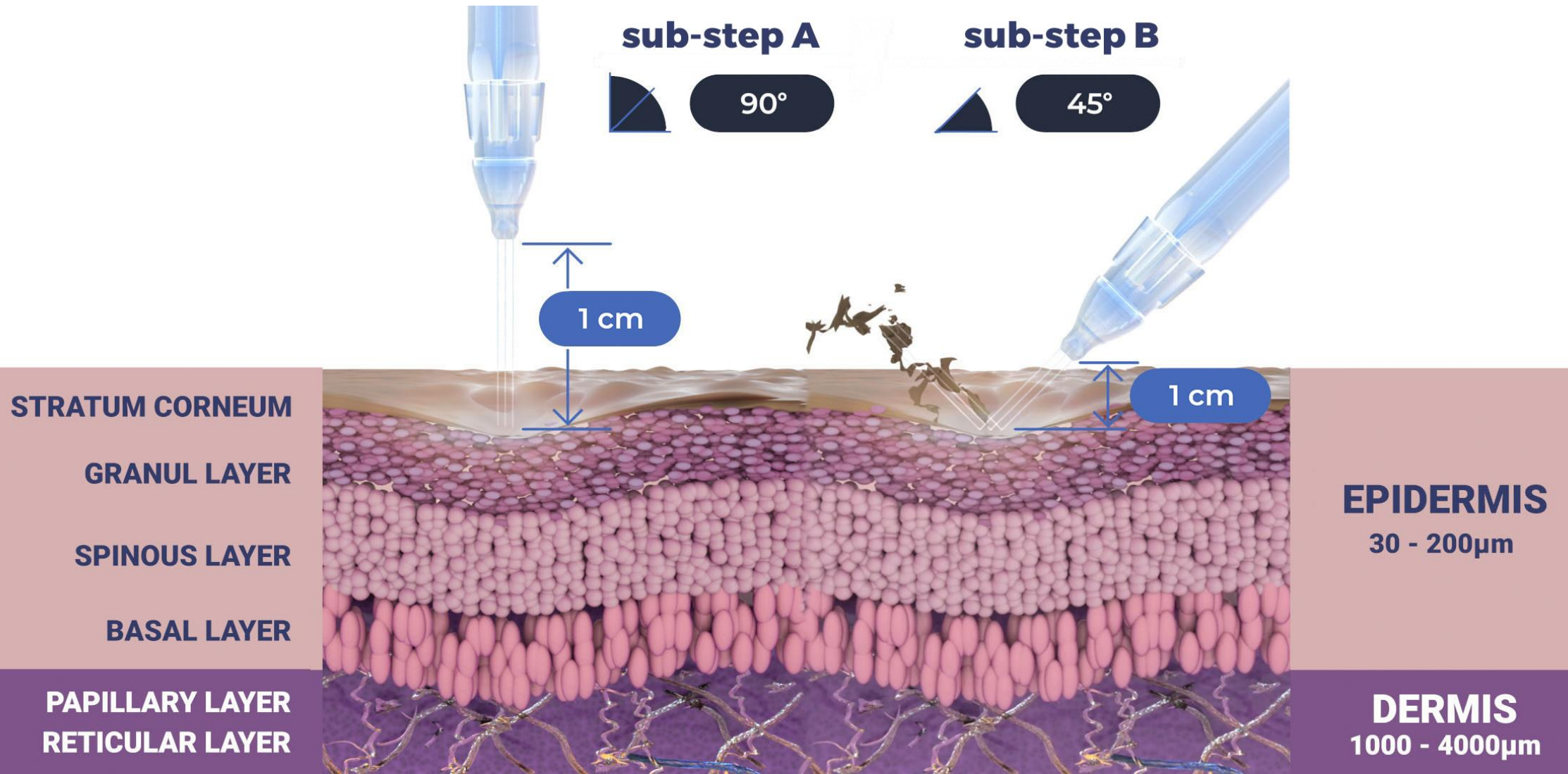
Breast: 8 minutes

Hands: 5 minutes

Step 1 - Lymphatic massage



Step 2 - Exfoliation



Step 2 - Exfoliation

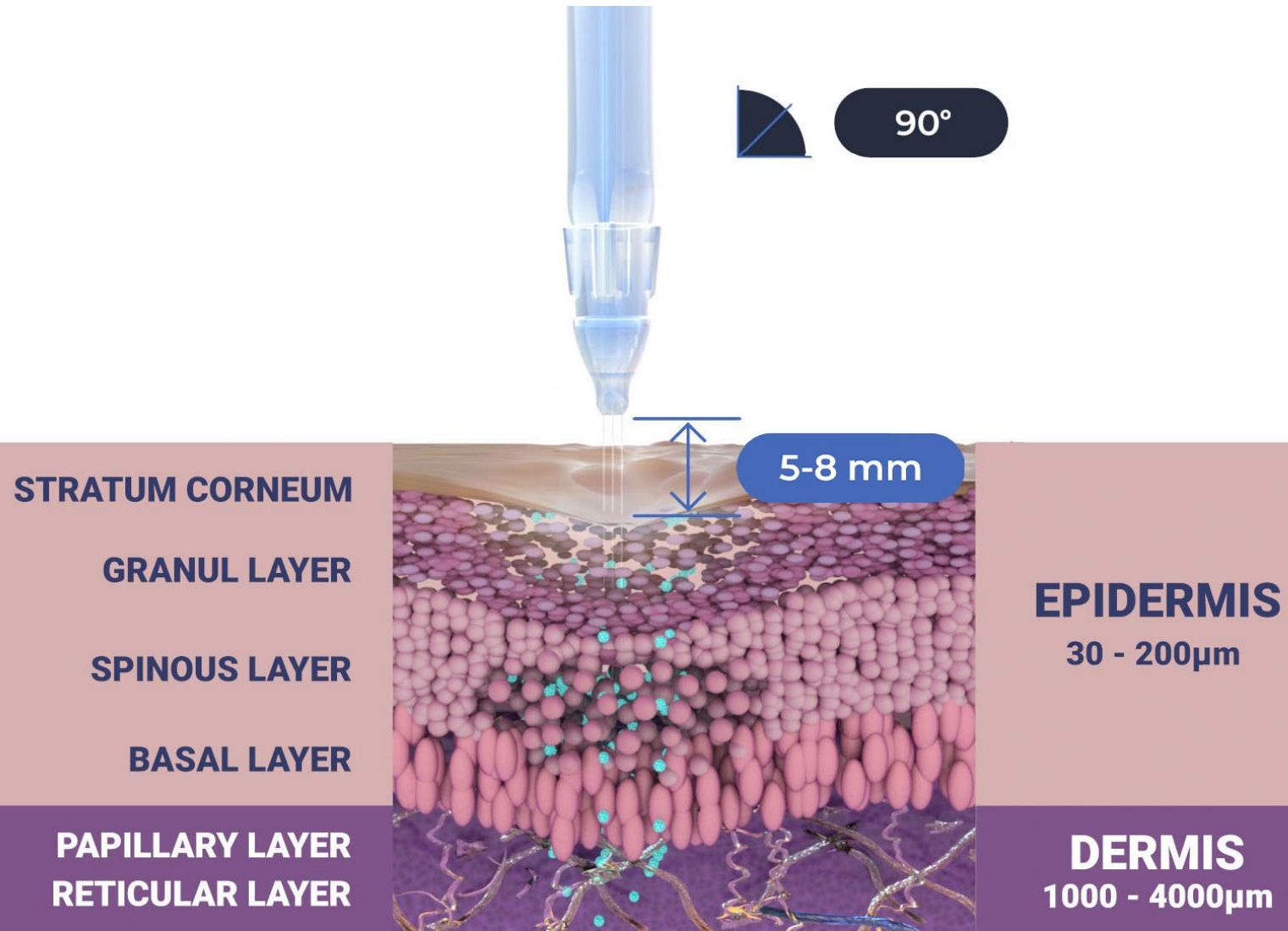
- Use either Renewal Care containing Glycolic Acid 5% - 10% - 16% or Mandelic & Salicylic Acid with the TripleJet handpiece
- Keep the handpiece at a 90° angle relative to the skin surface and keep a 1 cm distance from it
- **Move in zigzag motions, covering the entire treatment area**
- Leave on the skin for 5-8 minutes and then wash with JetCare Hydro if needed (depending on treatment guideline). Use TripleJet handpiece at 45-60° angle



Step 2 - Exfoliation

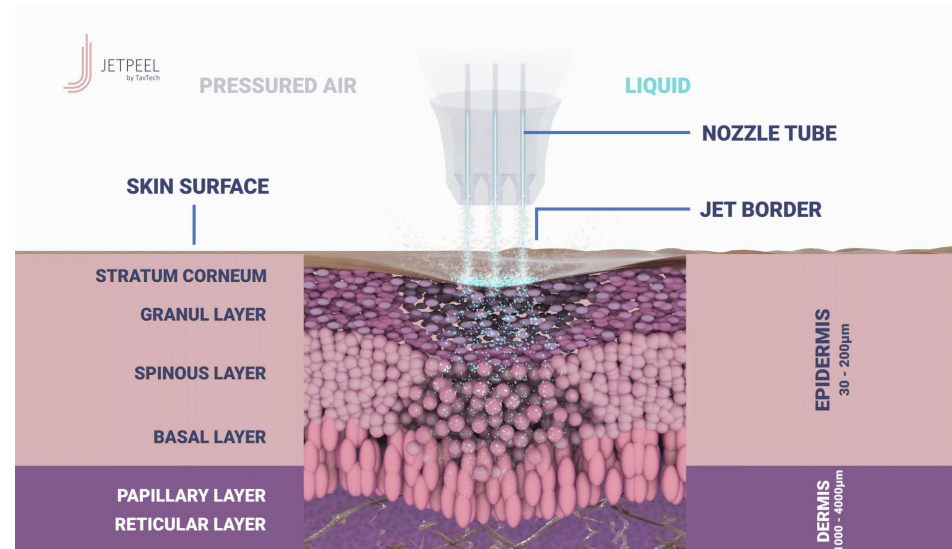


Steps 3 + 4 - Infusion



Steps 3 + 4 - Infusion

- Use your chosen JetCare Solution with the TripleJet handpiece, the SingleJet Narrow handpiece or the Prestige Plus handpiece for PRP
- Keep the handpiece at a 90° angle relative to the skin surface and keep an 5-8 mm distance from it
- Duration of Infusion: 10/14 minutes, depending on the area
- Use your chosen JetCare Booster solution with the TripleJet handpiece, SingleJet Narrow (Magic) and go over the same steps as before



Steps 3 + 4 - Infusion



- Skin cleansing/oxygenation and detoxifying
- Improve micro-circulation and the lymphatic system
- Anti-aging treatment
- Wrinkle treatment
- Skin smoothing
- Skin tightening
- Skin rejuvenation
- Hyperpigmentation treatment
- Age spots
- Dark/brown spots
- Large pores
- Acne and impure skin
- Eye bags
- Scar refinement
- Stretch marks
- Whitening
- Hair loss
- Sensitive and Couperose skin

Contraindications

- Open wounds
- Severe sensitivity to cold
- Skin neoplasms
- Active cancer
- Trigeminal nerve inflammation
- Active sinusitis or laryngitis
- Active herpes
- Active bronchial asthma
- Thrombosis
- The system has not been tested or evaluated on pregnant or lactating women, nor on children and infants, therefore is not intended for use on these groups of users

JetPeel by TavTech

The perfect trio combining:



**The enduring
JetPro device**



**The original patented
JetPeel handpieces**



**The premium
JetCare solutions**

Designed exclusively for use together to deliver outstanding results



JetPeel by TavTech Training Program

1. JetPeel Technology and Solutions: Training Introduction

2. Lymphatic Massage with JetPeel

2.1. Lymphatic Massage with JetPeel – Face & Neck

2.2. Lymphatic Massage with JetPeel – Body

3. Exfoliation with JetPeel

3.1. Exfoliation with JetPeel – Face & Neck

4. Infusion with JetPeel

4.1. Infusion with JetPeel – Face & Neck

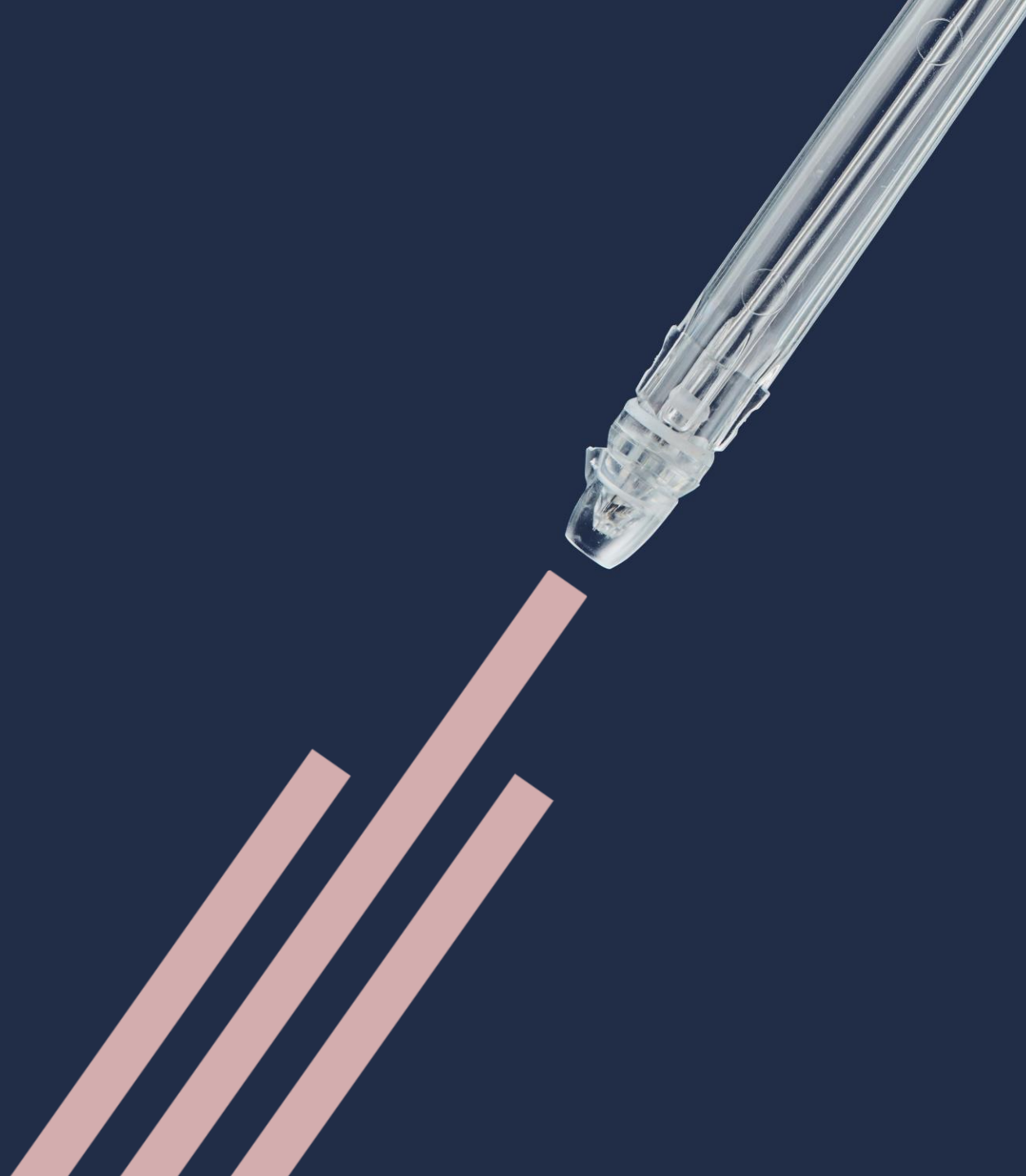
5. Scalp & Hair with JetPeel

6. JetPeel Handpieces





THANK YOU!



JetPeel by TavTech Academy

