



JETPEEL  
by TavTech

# Skin Rejuvenation

## How JetPeel Improves Skin Quality


Presentation by: Laura Masini, International Trainer, TavTech



# JetPeel by TavTech – the perfect trio combining:

- the enduring JetPro device,
- the original patented JetPeel handpieces, and
- the new and improved JetCare solutions

designed exclusively for use together to deliver outstanding results



# Skin Quality

How to determine the quality of your skin?



# Skin Quality

## Healthy Skin Matters

- Skin quality significantly influences perception of age, attractiveness, health and youth.
- Even small changes in skin surface and pigmentation can have a strong impact on perceived facial attractiveness.
- Age-related skin changes stem from aging-induced alterations that occur in all tissue layers. This is visible as a decrease in volume, which decreases support and contributes to an aged appearance of the face.

## Criteria

Skin quality can be described across all ethnicities, age groups and gender by four emergent perceptual categories

- Skin tone evenness
- Skin surface evenness
- Skin firmness
- Skin glow



# Firmness

The individual parameters that constitute skin firmness are:

- **Elasticity** – The ability of the skin to return to its original position.
- **Tightness** – The resistance of skin against mechanical force.
- **Hydration** – The water content of the epidermis.

# Surface Evenness

Skin surface evenness consists in the following parameters:

- **Pores** – Visible, topographic feature of skin surface that are generally the enlarged opening of pilosebaceous follicles.
- **Crepiness** – Skin that is thin, wrinkled, similar in appearance to crepe paper.
- **Wrinkles and lines** – Lines in the skin caused by mechanical pressure, skin dehydration, or continuous muscle movement.
- **Scars** – Area of fibrous tissue that replaces normal skin after an injury.
- **Clarity** – Clear skin without black and white heads, pimples, and spots (red or brown rough age spots).

# Tone Evenness

- **Pigmentation** – Evenness is defined as uniformity in skin pigmentation and even distribution of pigments.
- **Erythema** – Redness due to increased blood flow.
- **Coloration/Discoloration** – Generally do not want to change their skin colour, but rather want it to be more even in tone.

# Glow

Skin glow can be described by several synonyms, including:

- Radiance
- Luminosity
- Brightness
- Vibrancy
- Complexion

# Skin over time

- As you age, your skin begins to tell a story.
- Your skin can be the physical evidence of a life well-lived.
- But these changes to your skin are not always favourable.
- Fortunately, textural irregularities like wrinkles, acne scars, freckles and sunspots, can all be corrected with skin rejuvenation.

# Skin Rejuvenation

- The goal of all of skin rejuvenation is to reveal younger, smoother skin.





# Skin rejuvenation with JetPeel by age

- The best age to start JetPeel Rejuvenation treatments depends on skin concerns.
- As one ages and skin concerns change, JetPeel treatments help maintain the best look.
- **In the 20's** – JetPeel treatments help prevent or minimize the appearance of fine lines and maintain youthful, healthy-looking skin.
- **In the 30's** – Skin damage from sun exposure may begin to appear. This can include brown spots and uneven skin tone. JetPeel treatments help minimize and treat this damage.
- **In the 40's** – The signs of aging often become more noticeable. Fine lines, wrinkles and rough-textured skin are common and can benefit from JetPeel rejuvenation.
- **Age 50 and Over** – As fine lines, wrinkles and other signs of aging become more prominent, JetPeel can help improve the condition of the skin and reveal a more youthful appearance.



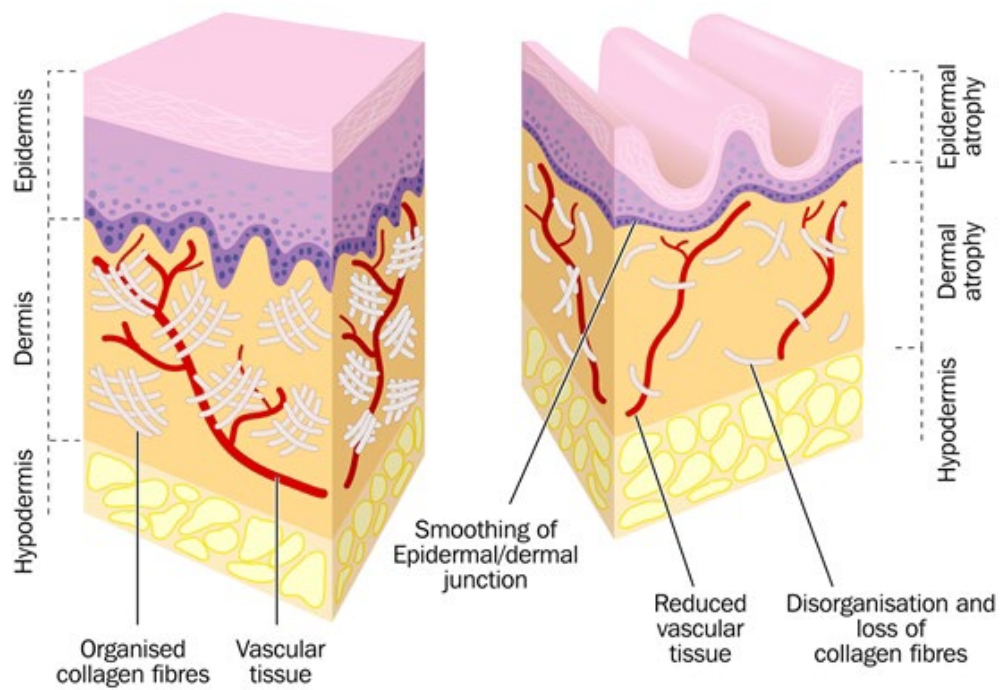




# Skin Rejuvenation with JetPeel

**JetCare Solutions & Treatment Guidelines**

# Different Treatment Guidelines for different skin types and ages



Skin Age

					
Appearance	<ul style="list-style-type: none"><li>• Radiant complexion</li><li>• No imperfections</li><li>• Barely visible pores</li><li>• Soft appearance</li><li>• Not too oily, not too dry</li></ul>	<ul style="list-style-type: none"><li>• Dull, rough complexion</li><li>• Red patches</li><li>• Desquamation</li><li>• Cracked skin</li><li>• Less elasticity</li></ul>	<ul style="list-style-type: none"><li>• Shiny or dull skin</li><li>• Humid and bright appearance</li></ul>	<ul style="list-style-type: none"><li>• Redness (itching, burning)</li><li>• Fragile</li><li>• Dryness</li><li>• Feel discomfort</li><li>• Loose the skin barrier protection</li></ul>	<ul style="list-style-type: none"><li>• Both dry and oily skin appearance</li><li>• Oily (forehead, nose and chin)</li><li>• Dry on the cheeks</li></ul>
Texture	<ul style="list-style-type: none"><li>• Barely visible pores</li></ul>	<ul style="list-style-type: none"><li>• Almost invisible pores</li><li>• More visible lines</li></ul>	<ul style="list-style-type: none"><li>• Enlarge pores</li><li>• Blackheads, pimples or other blemishes</li></ul>	<ul style="list-style-type: none"><li>• Almost invisible pores</li><li>• Dryness</li><li>• Peeling</li></ul>	<ul style="list-style-type: none"><li>• Pores that look larger than normal, blackheads are visible</li></ul>
Secretion	<ul style="list-style-type: none"><li>• Perfect balance of oil and moisture</li></ul>	<ul style="list-style-type: none"><li>• Minimal sebaceous secretion</li></ul>	<ul style="list-style-type: none"><li>• Overactive sebaceous glands</li></ul>	<ul style="list-style-type: none"><li>• Minimal sebaceous secretion</li></ul>	<ul style="list-style-type: none"><li>• On the T zone more production of sebum</li></ul>

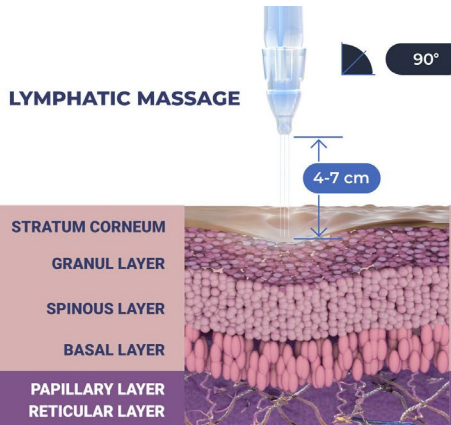
Skin Types

# The Treatment Sequence

STEP  
1

## LYMPHATIC MASSAGE

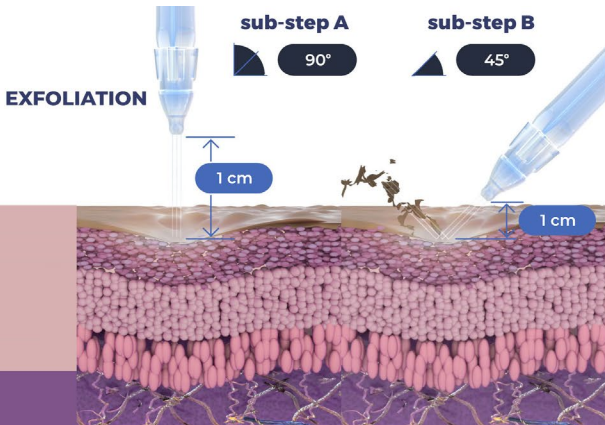
Relaxing massage for detoxifying the skin and stimulating micro-circulation



STEP  
2

## EXFOLIATION

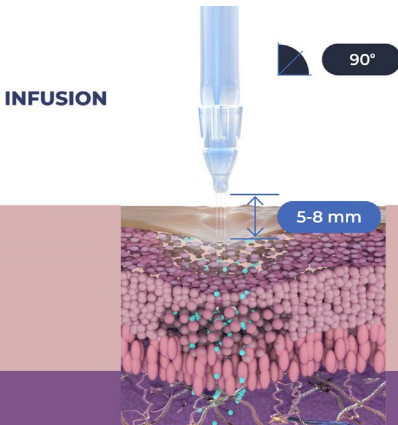
Preps the skin to receive the nourishment from the following infusion treatment



STEP  
3

## INFUSION

Deep, effective delivery of active ingredients into the skin



STEP  
4

## BOOSTER INFUSION

Post-infusion step to amplify the treatment result

# The Treatment Sequence



## LYMPHATIC MASSAGE

Relaxing massage for detoxifying the skin and stimulating micro-circulation



## EXFOLIATION

Preps the skin to receive the nourishment from the following infusion treatment



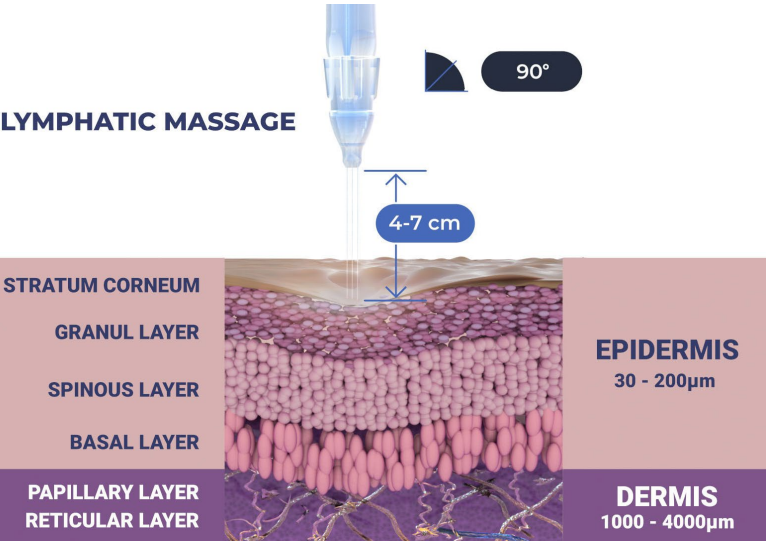
## INFUSION

Deep, effective delivery of active ingredients into the skin



## BOOSTER INFUSION

Post-infusion step to amplify the treatment result



# JetCare Hydro

- All JetPeel sessions begin with JetCare Hydro
- Gentle solution formulated for the initial lymphatic massage, and to prep the skin for the deeper JetCare treatments
- Hyaluronic Acid concentration reformulated, significantly higher than in former version
- Enriched with higher concentrations of organic concentrated Aloe Vera
- Solid plastic bottle, won't puncture during transportation
- 300 ml - 20% more than in former version



JCH

Cosmetic Liquid Solution  
Jet on Clean Skin  
For Professional Use Only  
**300 mL**  
10.14 US FL. Oz

**JetCareHYDRO**

**Ingredients**  
Water, Phenoxyethanol, Sodium Chloride,  
Citric acid, Sodium hydroxide, Chlorphenesin,  
Ethylhexylglycerin, Butylene glycol, Aloe  
Barbadensis leaf powder, Hyaluronic acid,  
Silanetriol, Sorbic acid.

Responsible person in EU:  
Dr. Burstein & Waymore,  
4207 Cerklje, SI

**JETCARE**  
by TavTech

Made in Israel

Manufactured for TavTech  
P.O.B. 1167,  
Yehud, Israel 5630417

[www.jetpeel.com](http://www.jetpeel.com)  
[Info@tav-tech.com](mailto:Info@tav-tech.com)

LB7000

# The Treatment Sequence

STEP  
1

## LYMPHATIC MASSAGE

Relaxing massage for detoxifying the skin and stimulating micro-circulation

STEP  
2

## EXFOLIATION

Preps the skin to receive the nourishment from the following infusion treatment

STEP  
3

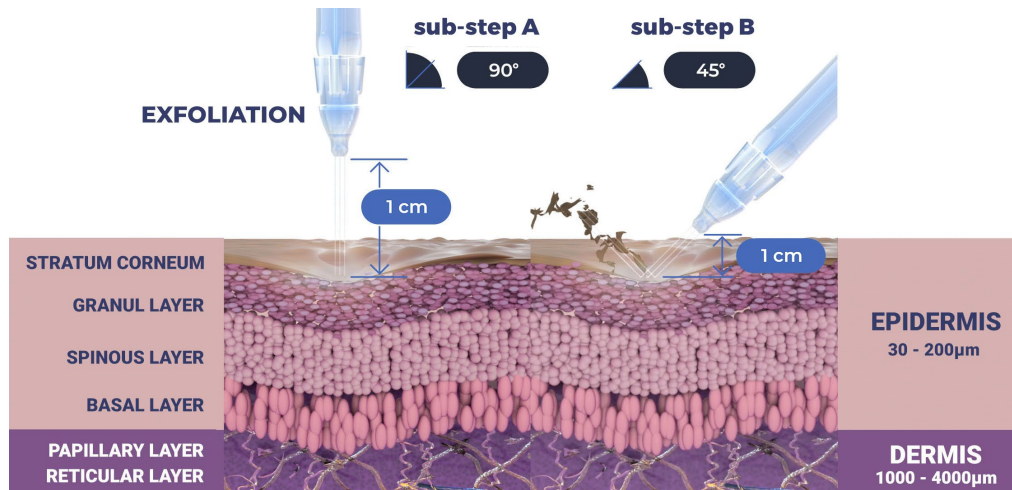
## INFUSION

Deep, effective delivery of active ingredients into the skin

STEP  
4

## BOOSTER INFUSION

Post-infusion step to amplify the treatment result





# Renewal Care Series

- The ultimate exfoliating treatment line enriched with AHA's and BHA's
- The Renewal Care Series is adjusted to pH of 3.5, the ideal range for rejuvenating the skin, activating skin enzymes and barrier peptides, and for balancing the Natural Moisturizing Factor (NMF)



## Glycolic Acid Series

- Personalized exfoliation containing Glycolic Acid, Organic Aloe Vera and Pro-Vitamin B5 Panthenol
- Available in 3 concentrations:
  - 5% Glycolic acid – for delicate and normal skin
  - 10% Glycolic acid – for normal to oily skin
  - 16% Glycolic acid – for mature skin



## Mandelic & Salicylic Series

- The gentlest way to achieve a deep exfoliating and resurfacing effect
- Solution enriched with the ideal blend of AHA & BHA for maximum benefit





# The Treatment Sequence



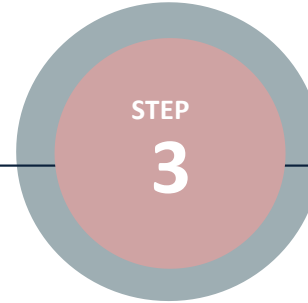
## LYMPHATIC MASSAGE

Relaxing massage for detoxifying the skin and stimulating micro-circulation



## EXFOLIATION

Preps the skin to receive the nourishment from the following infusion treatment



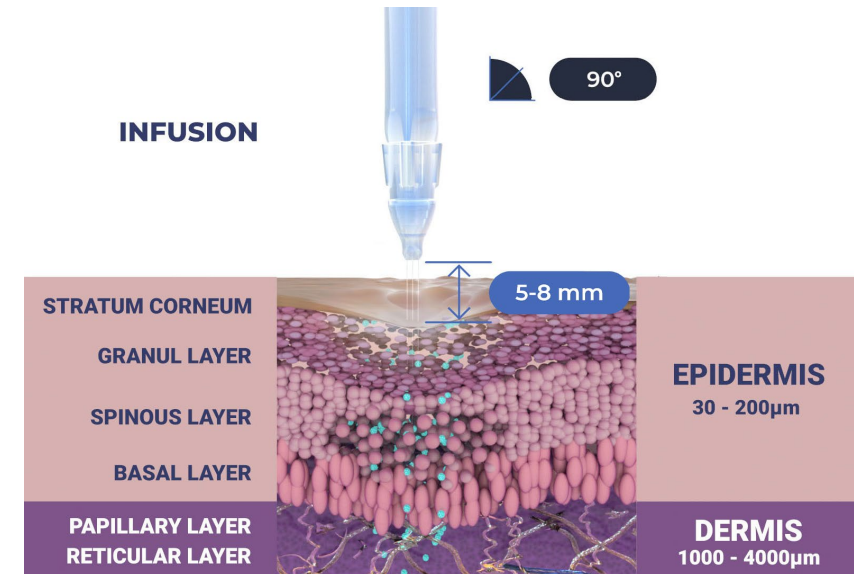
## INFUSION

Deep, effective delivery of active ingredients into the skin



## BOOSTER INFUSION

Post-infusion step to amplify the treatment result



# Anti Aging Care Series



## Wide Range Hyaluronic Acid

- Unique wide-range complex containing five molecular weights of HA that enable simultaneous infusion into different layers of the skin
- Low- and medium-weight HA molecules can go deeper into the skin, increasing hydration over time
- High-weight HA molecules lie on the surface level, for instant hydration
- Combined with Regu-age®, a synergistic blend of patented peptides and proteins that demonstrates fast action anti-aging benefits





## Peptide Complex

- Formulated for skin showing signs of aging and loss of elasticity
- Concentrated amino-rich peptide blend helps restore firmness and a youthful appearance

### Reinforced with:

**Replexium™** - a fusion of two patented skin bioavailable peptides and proteins

**Juveleven™** - a powerful skin protecting hexapeptide

**Pentavitin®** - natural, plant- based carbohydrate complex

**Regu-age®** - synergistic blend of patented purified soy and rice peptides and biotech produced yeast protein



## Witch Hazel & Peptides

- Purifying solution for radiant complexion
- Selected peptides blend helps to fortify the skin's firmness and elasticity
- Richly concentrated with Witch Hazel extract, a strong astringent for all skin types and powerful natural calming agent

### Reinforced with:

**Regu-age®** - synergistic blend of patented purified soy and rice peptides and biotech produced yeast

**Replexium™** - a fusion of two patented skin bioavailable peptides and proteins

**Betaine** – a natural humectant, helps retain hydration



# Selective Care Series



## Growth Factor

- **New addition** to the JetCare line designed to meet the biochemistry of the skin
- **Advanced skin rejuvenation technology with new active ingredients adapted to galenics**
- **Harnesses the power of biotechnologically produced EGF (Epidermal Growth Factor) complex**
- **Optimal active ingredient concentrations formulated to get into the skin layer in which they are most effective**
- **Powerful skin firming and anti-aging agent**



**NEW  
PRODUCT**



## Argireline® Complex

- Argireline® is a hexapeptide that reduces fine wrinkles and lines
- Contains Argireline® peptide solution, resulting in significantly more acetyl hexapeptide than former version
- Combined with Vitamin B5 and a triple molecular weight Hyaluronic Acid
- Extremely effective anti-aging treatment



## Lightening

- The key to achieving the appearance of brighter skin and an even toned complexion
- Contains alpha-arbutin - a natural derivative of hydroquinone

Fortified with:

Niacinamide (Vit B3)

Beta-white™

Salicylic acid



# The Treatment Sequence

STEP  
1

## LYMPHATIC MASSAGE

Relaxing massage for detoxifying the skin and stimulating micro-circulation

STEP  
2

## EXFOLIATION

Preps the skin to receive the nourishment from the following infusion treatment

STEP  
3

## INFUSION

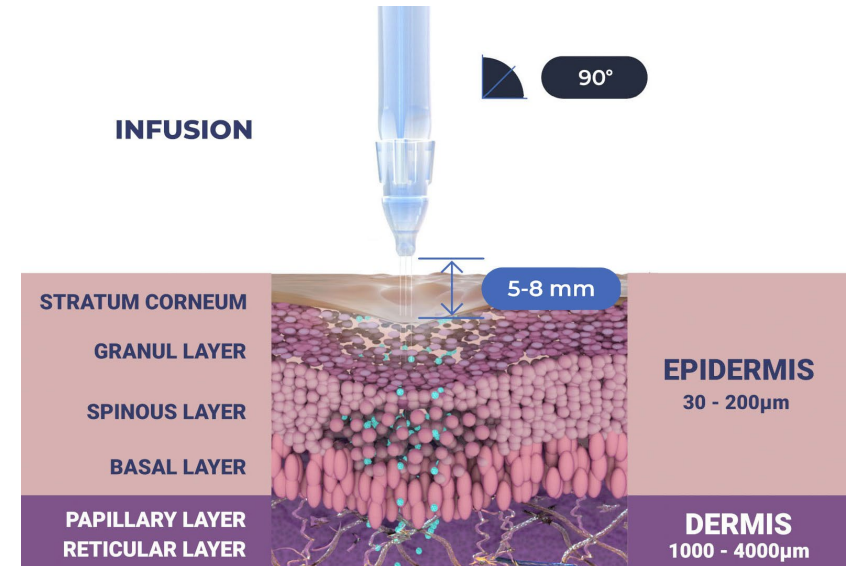
Deep, effective delivery of active ingredients into the skin

STEP  
4

## BOOSTER INFUSION

Post-infusion step to amplify the treatment result

### INFUSION




# JetCare Boost Series

- New and improved booster formulas designed to amplify the power of JetPeel infusions



## Hydrate (HA)

- State-of-the-art HA formula for the ultimate filler effect and beautifully smooth skin
- Maximum concentration of PrimalHyal™ Ultrafiller, an innovative HA derivative



## Regenerate (Vit A + E)

- Serum booster enriched with vitamins A and E for high performance and anti-aging action
- Specially formulated to regenerate the skin with the antioxidant power of vitamins A and E







## Glow (Vit C)

- Excellent booster for a beautiful glow effect
- Updated formula contains stable vitamin C derivative - *this is clearly seen by its yellow color*
- Enriched with ACB fruit mix, natural extract of vegetative sources of AHA



## Tight (Vit B Complex)

- Power booster delivers effective tightening and hydrating action
- Complex of 3 vitamin B derivatives - B3, B5, B7 (vs. only B5 in previous version)
- Synergetic effect for a wide range of skin rejuvenation processes



# Anti-Aging Treatments by Skin Characteristics

## ANTI-AGING - YOUNG SKIN

SKIN TYPE	1st Treatment	2nd Treatment	3rd Treatment
Normal	Treatment Guideline 4 with JetCare Boost - Glow	Treatment Guideline 13 with JetCare Boost - Regenerate	Treatment Guideline 4 with JetCare Boost - Tight
Dry	Treatment Guideline 4 with JetCare Boost - Glow	Treatment Guideline 13 with JetCare Boost - Regenerate	Treatment Guideline 1 with JetCare Boost - Tight
Oily	Treatment Guideline 4 with JetCare Boost - Glow	Treatment Guideline 14 with JetCare Boost - Regenerate	Treatment Guideline 1 with JetCare Boost - Tight
Sensitive	Treatment Guideline 4 with JetCare Boost - Glow	Treatment Guideline 13 with JetCare Boost - Regenerate	Treatment Guideline 1 with JetCare Boost - Tight

4th Treatment	5th Treatment	6th Treatment	Maintenance Treatments (every 3-4 weeks)
Treatment Guideline 16 with JetCare Boost - Hydrate	Treatment Guideline 8 with JetCare Boost - Glow	Treatment Guideline 9 with JetCare Boost - Regenerate	Treatment Guideline 1 with JetCare Boost - Tight
Treatment Guideline 16 with JetCare Boost - Hydrate	Treatment Guideline 8 with JetCare Boost - Glow	Treatment Guideline 29 with JetCare Boost - Regenerate	Treatment Guideline 1 with JetCare Boost - Tight
Treatment Guideline 14 with JetCare Boost - Hydrate	Treatment Guideline 6 with JetCare Boost - Glow	Treatment Guideline 10 with JetCare Boost - Regenerate	Treatment Guideline 2 with JetCare Boost - Tight
Treatment Guideline 16 with JetCare Boost - Hydrate	Treatment Guideline 8 with JetCare Boost - Glow	Treatment Guideline 29 with JetCare Boost - Regenerate	Treatment Guideline 1 with JetCare Boost - Tight

## ANTI-AGING – MATURE SKIN







SKIN TYPE	1st Treatment	2nd Treatment	3rd Treatment
Normal	Treatment Guideline 4 with JetCare Boost - Glow	Treatment Guideline 15 with JetCare Boost - Regenerate	Treatment Guideline 1 with JetCare Boost - Tight
Dry	Treatment Guideline 4 with JetCare Boost - Glow	Treatment Guideline 14 with JetCare Boost - Regenerate	Treatment Guideline 1 with JetCare Boost - Tight
Oily	Treatment Guideline 2 with JetCare Boost - Glow	Treatment Guideline 15 with JetCare Boost - Regenerate	Treatment Guideline 2 with JetCare Boost - Tight
Sensitive	Treatment Guideline 4 with JetCare Boost - Glow	Treatment Guideline 14 with JetCare Boost - Regenerate	Treatment Guideline 1 with JetCare Boost - Tight

4th Treatment	5th Treatment	6th Treatment	Maintenance Treatments (every 3-4 weeks)
Treatment Guideline 10 with JetCare Boost - Hydrate	Treatment Guideline 29 with JetCare Boost - Glow	Treatment Guideline 6 with JetCare Boost - Regenerate	Treatment Guideline 2 with JetCare Boost - Tight
Treatment Guideline 18 Boost with Wide Range HA	Treatment Guideline 29 with JetCare Boost - Glow	Treatment Guideline 6 with JetCare Boost - Regenerate	Treatment Guideline 1 with JetCare Boost - Tight
Treatment Guideline 10 with JetCare Boost - Hydrate	Treatment Guideline 29 with JetCare Boost - Glow	Treatment Guideline 7 with JetCare Boost - Regenerate	Treatment Guideline 2 with JetCare Boost - Tight
Treatment Guideline 17 Boost with Wide Range HA	Treatment Guideline 29 with JetCare Boost - Glow	Treatment Guideline 8 with JetCare Boost - Regenerate	Treatment Guideline 1 with JetCare Boost - Tight

## Treatment Guideline No. 1

Indications: Anti-Aging  
Loss of Tone & Wrinkles  
Acne  
Post-Acne  
Couperose & Sensitive Skin  
Lightening & Pigmentation







### Glycolic Acid 5% + Wide Range Hyaluronic Acid

	LYMPHATIC MASSAGE	STEP 01	EXFOLIATION	STEP 02	INFUSION	STEP 03	BOOSTER INFUSION	STEP 04
 Handpiece	Triple		Triple		Triple or Magic		Triple or Magic	
 Distance from skin	4-7 cm		1 cm		0.5-0.8 cm		0.5-0.8 cm	
 Handpiece Angle	90°		90°		90°		90°	
 Time	10-15 minutes		5-7 minutes		5-7 minutes		5-7 minutes	
 Use	~18ml of JetCare Hydro		~5ml of Renewal Care Glycolic Acid 5%		~5ml of Anti-Aging Care Wide Range Hyaluronic Acid		~3ml of JetCare Boost: Tight/Regenerate/Glow	
 Remarks			Leave on the skin for 5-8 minutes and then wash with ~8ml of JetCare Hydro. Triple handpiece at 45° - 60°				As per Treatments by Skin Characteristics	

## Treatment Guideline No. 2

Indications: Anti-Aging  
Loss of Tone & Wrinkles  
Acne  
Post-Acne  
Couperose & Sensitive Skin  
Lightening & Pigmentation







### Glycolic Acid 10% + Wide Range Hyaluronic Acid

	LYMPHATIC MASSAGE	STEP 01	EXFOLIATION	STEP 02	INFUSION	STEP 03	BOOSTER INFUSION	STEP 04
 Handpiece	Triple		Triple		Triple or Magic		Triple or Magic	
 Distance from skin	4-7 cm		1 cm		0.5-0.8 cm		0.5-0.8 cm	
 Handpiece Angle	90°		90°		90°		90°	
 Time	10-15 minutes		5-7 minutes		5-7 minutes		5-7 minutes	
 Use	~18ml of JetCare Hydro		~5ml of Renewal Care Glycolic Acid 10%		~5ml of Anti-Aging Care Wide Range Hyaluronic Acid		~3ml of JetCare Boost: Tight/Regenerate/Glow	
 Remarks			Leave on the skin for 5-8 minutes and then wash with ~8ml of JetCare Hydro. Triple handpiece at 45° - 60°				As per Treatments by Skin Characteristics	

## Treatment Guideline No. 4

Indications: Anti-Aging  
Loss of Tone & Wrinkles  
Couperose & Sensitive Skin  
Lightening & Pigmentation  
Acne







### Mandelic & Salicylic + Wide Range Hyaluronic Acid

	LYMPHATIC MASSAGE	STEP 01	EXFOLIATION	STEP 02	INFUSION	STEP 03	BOOSTER INFUSION	STEP 04
 Handpiece	Triple		Triple		Triple or Magic		Triple or Magic	
 Distance from skin	4-7 cm		1 cm		0.5-0.8 cm		0.5-0.8 cm	
 Handpiece Angle	90°		90°		90°		90°	
 Time	10-15 minutes		5-7 minutes		5-7 minutes		5-7 minutes	
 Use	~18ml of JetCare Hydro		~5ml of Renewal Care Mandelic & Salicylic		~5ml of Anti-Aging Care Wide Range Hyaluronic Acid		~3ml of JetCare Boost: Tight/Regenerate/Glow	
 Remarks			Wash with ~8ml of JetCare Hydro if necessary. Triple handpiece at 45° - 60°				As per Treatments by Skin Characteristics	

## Treatment Guideline No. 6

Indications: Anti-Aging  
Loss of Tone & Wrinkles







### Glycolic Acid 10% + Peptide Complex

	LYMPHATIC MASSAGE	STEP 01	EXFOLIATION	STEP 02	INFUSION	STEP 03	BOOSTER INFUSION	STEP 04
 Handpiece	Triple		Triple		Triple or Magic		Triple or Magic	
 Distance from skin	4-7 cm		1 cm		0.5-0.8 cm		0.5-0.8 cm	
 Handpiece Angle	90°		90°		90°		90°	
 Time	10-15 minutes		5-7 minutes		5-7 minutes		5-7 minutes	
 Use	~18ml of JetCare Hydro		~5ml of Renewal Care Glycolic Acid 10%		~5ml of Anti-Aging Care Peptide Complex		~3ml of JetCare Boost: Regenerate/Glow	
 Remarks			Leave on the skin for 5-8 minutes and then wash with ~8ml of JetCare Hydro. Triple handpiece at 45° - 60°				As per Treatments by Skin Characteristics	

## Treatment Guideline No. 7

Indications: Anti-Aging







### Glycolic Acid 16% + Peptide Complex

	LYMPHATIC MASSAGE	STEP 01	EXFOLIATION	STEP 02	INFUSION	STEP 03	BOOSTER INFUSION	STEP 04
 Handpiece	Triple		Triple		Triple or Magic		Triple or Magic	
 Distance from skin	4-7 cm		1 cm		0.5-0.8 cm		0.5-0.8 cm	
 Handpiece Angle	90°		90°		90°		90°	
 Time	10-15 minutes		5-7 minutes		5-7 minutes		5-7 minutes	
 Use	~18ml of JetCare Hydro		~5ml of Renewal Care Glycolic Acid 16%		~5ml of Anti-Aging Care Peptide Complex		~3ml of JetCare Boost: Regenerate	
 Remarks			Leave on the skin for 5-8 minutes and then wash with ~8ml of JetCare Hydro. Triple handpiece at 45° - 60°					

## Treatment Guideline No. 8

Indications: Anti-Aging  
Loss of Tone & Wrinkles  
Couperose & Sensitive Skin  
Lightening & Pigmentation  
Post-Acne







### Mandelic & Salicylic + Peptide Complex

	LYMPHATIC MASSAGE	STEP 01	EXFOLIATION	STEP 02	INFUSION	STEP 03	BOOSTER INFUSION	STEP 04
 Handpiece	Triple		Triple		Triple or Magic		Triple or Magic	
 Distance from skin	4-7 cm		1 cm		0.5-0.8 cm		0.5-0.8 cm	
 Handpiece Angle	90°		90°		90°		90°	
 Time	10-15 minutes		5-7 minutes		5-7 minutes		5-7 minutes	
 Use	~18ml of JetCare Hydro		~5ml of Renewal Care Mandelic & Salicylic		~5ml of Anti-Aging Care Peptide Complex		~3ml of JetCare Boost: Regenerate/ Glow/ Hydrate	
 Remarks			Wash with ~8ml of JetCare Hydro if necessary. Triple handpiece at 45° - 60°				As per Treatments by Skin Characteristics	

## Treatment Guideline No. 9

Indications: Anti-Aging  
Lightening & Pigmentation  
Post-Acne  
Couperose & Sensitive Skin







### Glycolic Acid 5% + Witch Hazel & Peptides

	LYMPHATIC MASSAGE	STEP 01	EXFOLIATION	STEP 02	INFUSION	STEP 03	BOOSTER INFUSION	STEP 04
 Handpiece	Triple		Triple		Triple or Magic		Triple or Magic	
 Distance from skin	4-7 cm		1 cm		0.5-0.8 cm		0.5-0.8 cm	
 Handpiece Angle	90°		90°		90°		90°	
 Time	10-15 minutes		5-7 minutes		5-7 minutes		5-7 minutes	
 Use	~18ml of JetCare Hydro		~5ml of Renewal Care Glycolic Acid 5%		~5ml of Anti-Aging Care Witch Hazel & Peptides		~3ml of JetCare Boost: Regenerate/ Glow/ Hydrate	
 Remarks			Leave on the skin for 5-8 minutes and then wash with ~8ml of JetCare Hydro. Triple handpiece at 45° - 60°				As per Treatments by Skin Characteristics	

## Treatment Guideline No. 10

Indications: Lightening & Pigmentation  
Loss of Tone & Wrinkles







### Glycolic Acid 10% + Witch Hazel & Peptides

	LYMPHATIC MASSAGE	STEP 01	EXFOLIATION	STEP 02	INFUSION	STEP 03	BOOSTER INFUSION	STEP 04
 Handpiece	Triple		Triple		Triple or Magic		Triple or Magic	
 Distance from skin	4-7 cm		1 cm		0.5-0.8 cm		0.5-0.8 cm	
 Handpiece Angle	90°		90°		90°		90°	
 Time	10-15 minutes		5-7 minutes		5-7 minutes		5-7 minutes	
 Use	~18ml of JetCare Hydro		~5ml of Renewal Care Glycolic Acid 10%		~5ml of Anti-Aging Care Witch Hazel & Peptides		~3ml of JetCare Boost: Regenerate/ Glow/ Hydrate	
 Remarks			Leave on the skin for 5-8 minutes and then wash with ~8ml of JetCare Hydro. Triple handpiece at 45° - 60°				As per Treatments by Skin Characteristics	

## Treatment Guideline No. 12

Indications: Loss of Tone & Wrinkles Post-Acne







### Mandelic & Salicylic + Witch Hazel & Peptides

	LYMPHATIC MASSAGE	STEP 01	EXFOLIATION	STEP 02	INFUSION	STEP 03	BOOSTER INFUSION	STEP 04
 Handpiece	Triple		Triple		Triple or Magic		Triple or Magic	
 Distance from skin	4-7 cm		1 cm		0.5-0.8 cm		0.5-0.8 cm	
 Handpiece Angle	90°		90°		90°		90°	
 Time	10-15 minutes		5-7 minutes		5-7 minutes		5-7 minutes	
 Use	~18ml of JetCare Hydro		~5ml of Renewal Care Mandelic & Salicylic		~5ml of Anti-Aging Care Witch Hazel & Peptides		~3ml of JetCare Boost: Hydrate	
 Remarks			Wash with ~8ml of JetCare Hydro if necessary. Triple handpiece at 45° - 60°					

## Treatment Guideline No. 15

Indications: Anti-Aging  
Lightening & Pigmentation







### Glycolic Acid 16% + Lightening

	LYMPHATIC MASSAGE	STEP 01	EXFOLIATION	STEP 02	INFUSION	STEP 03	BOOSTER INFUSION	STEP 04
 Handpiece	Triple		Triple		Triple or Magic		Triple or Magic	
 Distance from skin	4-7 cm		1 cm		0.5-0.8 cm		0.5-0.8 cm	
 Handpiece Angle	90°		90°		90°		90°	
 Time	10-15 minutes		5-7 minutes		5-7 minutes		5-7 minutes	
 Use	~18ml of JetCare Hydro		~5ml of Renewal Care Glycolic Acid 16%		~5ml of Selective Care Lightening		~3ml of JetCare Boost: Regenerate / Hydrate	
 Remarks			Leave on the skin for 5-8 minutes and then wash with ~8ml of JetCare Hydro Triple handpiece at 45° - 60°				As per Treatments by Skin Characteristics	

## Treatment Guideline No. 13

Indications: Anti-Aging  
Post-Acne Couperose & Sensitive Skin  
Lightening & Pigmentation







### Glycolic Acid 5% + Lightening

	LYMPHATIC MASSAGE	STEP 01	EXFOLIATION	STEP 02	INFUSION	STEP 03	BOOSTER INFUSION	STEP 04
 Handpiece	Triple		Triple		Triple or Magic		Triple or Magic	
 Distance from skin	4-7 cm		1 cm		0.5-0.8 cm		0.5-0.8 cm	
 Handpiece Angle	90°		90°		90°		90°	
 Time	10-15 minutes		5-7 minutes		5-7 minutes		5-7 minutes	
 Use	~18ml of JetCare Hydro		~5ml of Renewal Care Glycolic Acid 5%		~5ml of Selective Care Lightening		~3ml of JetCare Boost: Regenerate / Glow / Hydrate	
 Remarks			Leave on the skin for 5-8 minutes and then wash with ~8ml of JetCare Hydro Triple handpiece at 45° - 60°				As per Treatments by Skin Characteristics	

## Treatment Guideline No. 14

Indications: Anti-Aging  
Acne Post-Acne Couperose & Sensitive Skin  
Lightening & Pigmentation

### Glycolic Acid 10% + Lightening

	LYMPHATIC MASSAGE	STEP 01	EXFOLIATION	STEP 02	INFUSION	STEP 03	BOOSTER INFUSION	STEP 04
 Handpiece	Triple		Triple		Triple or Magic		Triple or Magic	
 Distance from skin	4-7 cm		1 cm		0.5-0.8 cm		0.5-0.8 cm	
 Handpiece Angle	90°		90°		90°		90°	
 Time	10-15 minutes		5-7 minutes		5-7 minutes		5-7 minutes	
 Use	~18ml of JetCare Hydro		~5ml of Renewal Care Glycolic Acid 10%		~5ml of Selective Care Lightening		~3ml of JetCare Boost: Regenerate / Glow / Hydrate	
 Remarks			Leave on the skin for 5-8 minutes and then wash with ~8ml of JetCare Hydro. Triple handpiece at 45° - 60°				As per Treatments by Skin Characteristics	









## Treatment Guideline No. 16

Indications: Anti-Aging  
Acne

Couperose & Sensitive Skin  
Lightening & Pigmentation

### Mandelic & Salicylic + Lightening

	LYMPHATIC MASSAGE	STEP 01	EXFOLIATION	STEP 02	INFUSION	STEP 03	BOOSTER INFUSION	STEP 04
 Handpiece	Triple		Triple		Triple or Magic		Triple or Magic	
 Distance from skin	4-7 cm		1 cm		0.5-0.8 cm		0.5-0.8 cm	
 Handpiece Angle	90°		90°		90°		90°	
 Time	10-15 minutes		5-7 minutes		5-7 minutes		5-7 minutes	
 Use	~18ml of JetCare Hydro		~5ml of Renewal Care Mandelic & Salicylic		~5ml of Selective Care Lightening		~3ml of JetCare Boost: Regenerate / Glow / Hydrate	
 Remarks			Wash with ~8ml of JetCare Hydro if necessary. Triple handpiece at 45° - 60°				As per Treatments by Skin Characteristics	







## Treatment Guideline No. 18

Indications: Anti-Aging

Post-Acne

Loss of Tone & Wrinkles

### Glycolic Acid 10% + Argireline® Complex

	LYMPHATIC MASSAGE	STEP 01	EXFOLIATION	STEP 02	INFUSION	STEP 03	BOOSTER INFUSION	STEP 04
 Handpiece	Triple		Triple		Triple or Magic		Triple or Magic	
 Distance from skin	4-7 cm		1 cm		0.5-0.8 cm		0.5-0.8 cm	
 Handpiece Angle	90°		90°		90°		90°	
 Time	10-15 minutes		5-7 minutes		5-7 minutes		5-7 minutes	
 Use	~18ml of JetCare Hydro		~5ml of Renewal Care Glycolic Acid 10%		~5ml of Selective Care Argireline® Complex		~3ml of Anti-Aging Care Wide Range Hyaluronic Acid	
 Remarks			Leave on the skin for 5-8 minutes and then wash with ~8ml of JetCare Hydro. Triple handpiece at 45° - 60°					







## Treatment Guideline No. 17

Indications: Anti-Aging

Post-Acne

Loss of Tone & Wrinkles

### Glycolic Acid 5% + Argireline® Complex

	LYMPHATIC MASSAGE	STEP 01	EXFOLIATION	STEP 02	INFUSION	STEP 03	BOOSTER INFUSION	STEP 04
 Handpiece	Triple		Triple		Triple or Magic		Triple or Magic	
 Distance from skin	4-7 cm		1 cm		0.5-0.8 cm		0.5-0.8 cm	
 Handpiece Angle	90°		90°		90°		90°	
 Time	10-15 minutes		5-7 minutes		5-7 minutes		5-7 minutes	
 Use	~18ml of JetCare Hydro		~5ml of Renewal Care Glycolic Acid 5%		~5ml of Selective Care Argireline® Complex		~3ml of Anti-Aging Care Wide Range Hyaluronic Acid	
 Remarks			Leave on the skin for 5-8 minutes and then wash with ~8ml of JetCare Hydro. Triple handpiece at 45° - 60°					







## Treatment Guideline No. 29

Indications: Anti-Aging  
Loss of Tone & Wrinkles

Acne  
Post-Acne

Couperose & Sensitive Skin  
Lightening & Pigmentation

### Glycolic Acid 5% + Growth Factor

	LYMPHATIC MASSAGE	STEP 01	EXFOLIATION	STEP 02	INFUSION	STEP 03	BOOSTER INFUSION	STEP 04
 Handpiece	Triple		Triple		Triple or Magic		Triple or Magic	
 Distance from skin	4-7 cm		1 cm		0.5-0.8 cm		0.5-0.8 cm	
 Handpiece Angle	90°		90°		90°		90°	
 Time	10-15 minutes		5-7 minutes		5-7 minutes		5-7 minutes	
 Use	~18ml of JetCare Hydro		~5ml of Renewal Care Glycolic Acid 5%		~5ml of Selective Care Growth Factor		~3ml of JetCare Boost: Regenerate / Glow / Hydrate / Tight	
 Remarks			Leave on the skin for 5-8 minutes and then wash with ~8ml of JetCare Hydro. Triple handpiece at 45° - 60°				As per Treatments by Skin Characteristics	



# SKIN REJUVENATION

Before & After

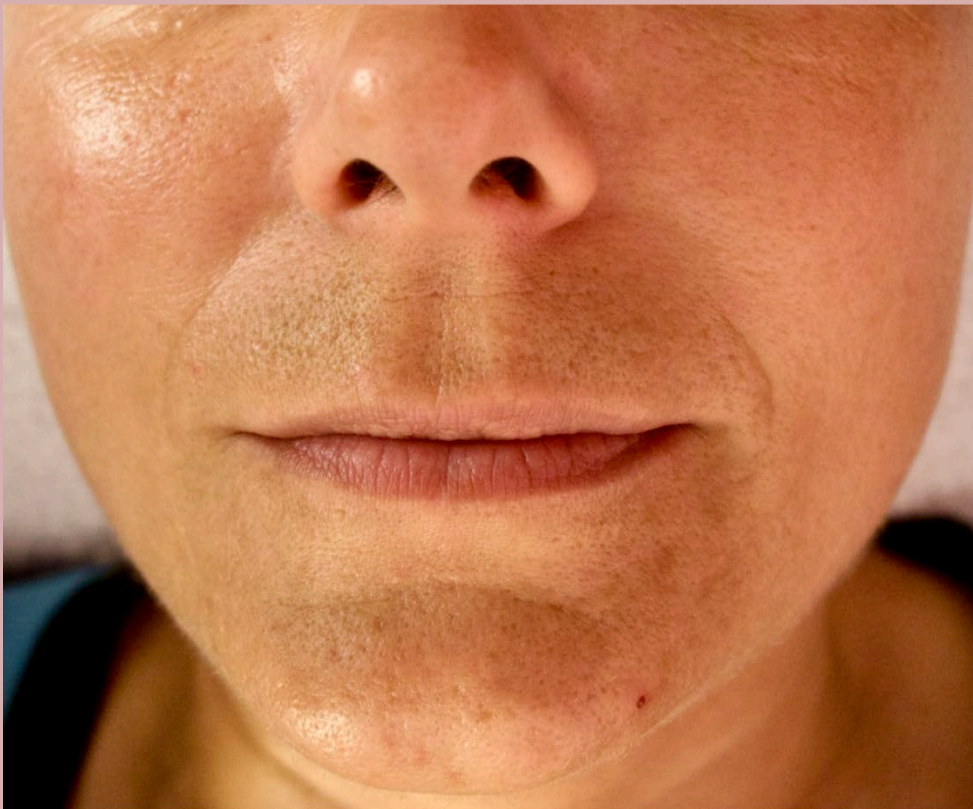




BEFORE



AFTER



Immediately after 4<sup>th</sup> treatment



BEFORE



AFTER



Immediately after 4<sup>th</sup> treatment

AGE: 55

Courtesy of Laura Masini, TavTech





BEFORE



AFTER



Immediately after 4<sup>th</sup> treatment

AGE: 55

Courtesy of Laura Masini, TavTech



BEFORE



AFTER



AGE: 54

Courtesy of Laura Masini, TavTech

Immediately after 4<sup>th</sup> treatment



JETPEEL  
by TavTech

Thank You

