



Registered Office

Bio Basic Europe S.r.l.

Uffici: Via Antonio Panizzi, 10 - 20146 Milano

Phone: +39 02 4155729 - Fax: 02 41274243

info@biobasiceurope.it - www.biobasiceurope.it

ISCR. REG. SOC. TRIB. MI 1552357

CCIAA MI 1511487

CAP SOC. E 10.845,59

C.F. PIVA 11930080152



Istituto di Ricerche Dermocliniche

CDC

Viale Misurata, 59 - 20146 Milano

Phone: +39 02 48371962

info@cdcdermoinstitutione.it - www.cdcdermoinstitutione.it



Dermo-Clinical
Research Institute



UNIVERSITA' DEGLI STUDI DI PAVIA
Dipartimento di Medicina Interna e Terapia Medica
(Direttore: Prof. Plinio Richelmi)

**Preliminary evaluation of the effect and of the acceptability
of a cosmetic treatment through clinical test**

JET TECH EUROPE S.R.L.

**TR Anti-Aging Classic Protocol (Jet Detox Water +
Renewal Complex 2 / Renewal Complex 4 + Anti-
Aging Complex 1 / Anti-aging Complex 2)
with JetPeel 3V Device**

INDEX

Summary.....	pag. 3
Experimental part	pag. 4
Execution of the test.....	pag. 7
Summurizing tables of the values... ..	pag. 10
Conclusions.....	pag. 27
Bibliografy.....	pag. 28

SCIENTIFIC TECHNICAL COMMITTEE

Bio Basic Europe S.r.l.

Plinio Richelmi, Ornella Pastoris,
 Fernando Marco Bianchi, Antonella Colombo, Alessandra Di Benedetto, Evelyn Falconi Klein, Laura Mainardi,
 Umberto Pianca, Claudio Angelinetta, Monica Bucchia, Silvia Busoli Badiale, Daniela Gandini, Antonella Praticò, Eliana Regola, Francesca Vallotto.

Scientific person in charge

Prof. Plinio RICHELMI
 Professor of Pharmacology
 Director of the Department of Internal Medicine and Medical Therapy
 University of Pavia
 Via Ferrata 6- 27100 PAVIA

Quality Control

Dr. Claudio Angelinetta
 Chemist
 M.Sc. Cosmetology
 Technical Director at BIO BASIC EUROPE s.r.l.
 Via Antonio Panizzi 10, Milano

Experimenter

Dr. Fernando Marco BIANCHI
 Physician specialized in Dermatology and Venereology
 consultant at CDC - Dermo-clinic Research Institute
 viale Misurata 59, Milano

Person responsible for the report

Dr. Antonella Praticò
 Master's Degree in Natural Sciences - University of Milan
 II Level Master's Degree: "Evaluation and control of the toxicological risk caused by environmental pollutants" at the University of Pavia
 Efficacy Tests Department Responsible- BIO BASIC EUROPE s.r.l.

All rights are reserved, being it a scientific and technical document protected by Copyright.
 No part of this document may be reproduced in any form without the prior written authorization of Bio Basic Europe S.r.l.
 Based on our experience, we suggest to check every 3 years its compliance with the guidelines in force.

SUMMARY

The purpose of this clinical test is to assess, on a preliminary basis, the “anti-wrinkles” effect of a cosmetic treatment and to evaluate its acceptability.

This test was performed by a professional operator and monitored by a dermatologist as follows:

12 female panellists, with an age between 50 and 65 years, were recruited and underwent 6 sessions of the treatment (2 times a week for 3 weeks) on the face.

Before the treatment, after the third and the sixth session, the following instrumental and clinical parameters were evaluated: skin moisturization, skin elasticity, skin compactness, wrinkles depth-volume-area, skin smoothness, skin softness, skin brightness, visibility of macrowrinkles and expression lines.

Moreover, all the evaluations given by volunteers in the sensorial test were collected at the end of this test. The score they gave is according to VNS scale (0-10, where 0 is the minimum value and 10 is the maximum value).

According to the results obtained in the volunteers who underwent the clinical test, we can state, on a preliminary basis, that the treatment has proved to have an effect in:

- reducing wrinkles volume, wrinkles depth, wrinkles area
- improving skin compactness, skin elasticity and skin moisturization
- improving skin brightness, skin smoothness, skin softness
- reducing macrowrinkles and expression lines

Moreover the treatment proved to have a good acceptability.

EXPERIMENTAL PART

Report no. 1915E27F

Title

Preliminary evaluation of the effect and of the acceptability of a cosmetic treatment through clinical test

Scope

The purpose of this clinical test is to assess, on a preliminary basis, the effect of a cosmetic treatment in reducing the visibility of imperfections caused by acne and to evaluate its acceptability.

In particular, the following instrumental and clinical parameters were evaluated: skin sebum, average skin pores area, blemish redness (erythema) and visibility of imperfections. Self-evaluations were also taken.

Legal information

In accordance with the current legislation and the declaration of Helsinki, all volunteers must be adequately informed of the aims, methods, clinical trial details, anticipated benefits and potential undesirable effects of the study. Each panellist must sign an informed consent form, which is managed and archived by applying the internal procedure of the Quality Management System of Bio Basic Europe S.r.l.

Contract information

- Technical report performed by BIO BASIC EUROPE s.r.l. and Università degli Studi di Pavia.
- Final technical report written by BIO BASIC EUROPE s.r.l. on behalf of JET TECH EUROPE S.R.L.
- Experimentation performed at CDC - Dermo-clinic Research Institute

CLINICAL TEST FEATURES

Test subjects

12 female subjects, with an age between 50 and 65 years, have been selected for the test, following the undermentioned inclusion criteria:

- presence of wrinkles
- good state of health/absence of psychological and/or cognitive disorders;
- no dermatopathies and allergic pathologies (to cosmetics or other specific excipients), or other pathologies (as unknown irritant responses);
- no ongoing pharmacological treatments that could affect the result of the test;
- no participations in other clinical trial during the previous 30 days;
- signature of the informed consent form.

Preparation of the samples

Samples of the products have been applied following their usual use: as they are.

Method of application of the samples

Panellists underwent 6 sessions once a week.

The treatment is performed by a professional operator using the device I and the alternate treatments 1 and 2 are described below:

Treatment 1.

- First step: Deeply Detoxifying Lymphatic drainage using the Jet Solution Detox Water;
- Second step: Exfoliation with Renewal Complex 2, a combination of glycolic acid 10% with vitamin B5, wash after 5 minutes with Detox Water;
- Third step: Infusion of anti-aging complex I with hyaluronic acids and bio-peptides.

Treatment 2.

- First step: Deeply Detoxifying Lymphatic drainage using the Jet Solution Detox Water;
- Exfoliation: Exfoliation with Renewal Complex 4 consisting in mandelic acid in combination with Salicylic acid and malic acid. No wash off of the product;
- Infusion: anti-aging complex II with vegetal stem cells in combination with hexapeptides and pentapeptides.

INGREDIENT Lists

ANTI-AGING COMPLEX 1 - JS-AA1

Aqua (Water), Methylpropanediol, Betaine, Ppg-26-Buteth-26, Peg-40 Hydrogenated Castor Oil, Sodium Hyaluronate, Hyaluronic Acid, Saccharide Isomerate, Glycerin, Hydrolyzed Sodium Hyaluronate, Acetyl Tetrapeptide-9, Butylene Glycol, Hydrolyzed Rice Bran Protein, Superoxide Dismutase, Glycine Soja (Soybean) Protein, Chlorphenesin, Acetyl Hexapeptide-51 Amide, Decylene Glycol, Phenoxyethanol, Disodium EDTA, Citric Acid, Sodium Citrate, Parfum (Fragrance).

ANTI-AGING COMPLEX 2 - JS-AA2

Aqua (Water), Methylpropanediol, Betaine, Ppg-26-Buteth-26, Peg-40 Hydrogenated Castor Oil, Glycerin, Propylene Glycol, Hydrolyzed Rice Bran Protein, Saccharide Isomerate, Buddleja Davidii Extract, Thymus Vulgaris (Thyme) Flower/Leaf Extract, Sodium Hyaluronate, Meristotheca Dakarensis Extract, Leontopodium Alpinum Extract, Jania Rubens Extract, Echinacea Angustifolia Root Extract, Equisetum Arvense Extract, Glycoproteins, Tocopheryl Acetate, Sucrose, Citric Acid, Glycine Soja (Soybean) Protein, Helianthus Annuus Seed oil, Acetyl Hexapeptide-8, Pentapeptide-18, Caprylyl Glycol, Retinyl Palmitate, Superoxide Dismutase, Phenoxyethanol, Chlorphenesin, Decylene Glycol, Disodium EDTA, Sodium Benzoate, Potassium Sorbate, Sodium Citrate, Parfum (Fragrance).

JET DETOX WATER JS-JDW

Aqua – Water, Sodium Chloride, Aloe Barbadensis Leaf Juice, Sodium Lactate, Hyaluronic Acid, Silanetriol, Calcium Sodium Borosilicate, Silver Oxide, Butylene Glycol, Phenoxyethanol, Sorbic Acid, Citric Acid.

RENEWAL COMPLEX 2- JS-SR2

Aqua (Water), Glycolic Acid, Propylene Glycol, Glycerin, Methylpropanediol, Panthenol, Aloe Barbadensis Leaf Juice, Disodium EDTA, Parfum (Fragrance), Peg-40 Hydrogenated Castor Oil, Ppg-26-Buteth-26, Phenoxyethanol, Decylene Glycol, Chlorphenesin, Ammonium Hydroxide.

RENEWAL COMPLEX 4 – JS-SR4

Aqua (Water), Mandelic Acid, Vaccinium Myrtillus Fruit Extract, Propylene Glycol, Methylpropanediol, Saccharum Officinarum (Sugar Cane) Extract, Sodium Hydroxide, Malic Acid, Betaine, Bis-Peg-15 Methyl Ether Dimethicone, Sodium Hyaluronate, Citrus Aurantium Dulcis (Orange) Fruit Extract, Glycerin, Peg-40 Hydrogenated Castor Oil, Malva Sylvestris (Mallow) Leaf Extract, Ruscus Aculeatus Root Extract, Aloe Barbadensis Leaf Juice, Calendula Officinalis Flower Extract, Salicylic Acid, Glycolic Acid, Arginine, Acer Saccharum (Sugar Maple) Extract, Lactic Acid, Allantoin, Superoxide Dismutase, Glycine Soja (Soybean) Protein, Citrus Limon (Lemon) Fruit Extract, Chamomilla Recutita (Matricaria) Flower Extract, Hydrolyzed Rice Bran Protein, Urea, Ppg-26-Buteth-26, Bisabolol, Phenoxyethanol, Sodium Bicarbonate, Chlorphenesin, Disodium EDTA, Decylene Glycol, Parfum (Fragrance).

EXECUTION OF THE TEST

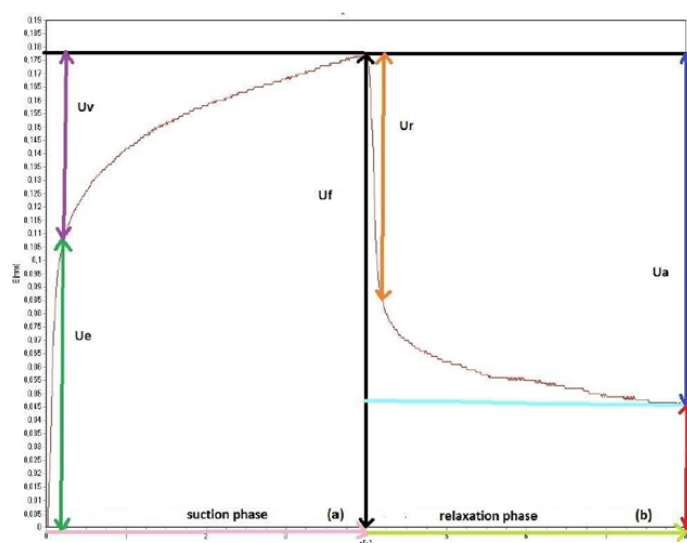
INSTRUMENTAL PARAMETERS

- Skin moisturization is measured with CORNEOMETER® CM825

Corneometry measures the electric capacity of the skin surface that is related to skin moisture: indeed both electric capacity and the conductance of biological tissue change according to the water content, i.e. they increase if the water content increases. This instrument translates the electrical parameters in moisturization units (scale: 0÷130).

- Skin R2-elasticity and R0-compactness measurements are taken by using CUTOMETER® MPA 580

The Cutometer® measures elasticity of the upper skin layer using negative pressure which deforms the skin mechanically. The measuring principle is based on the suction method. Negative pressure is created in the device and the skin is drawn into the aperture of the probe and after a defined time released again. Inside the probe, the penetration depth is determined by a non-contact optical measuring system. This optical measuring system consists of a light source and a light receptor, as well as two prisms facing each other, which project the light from transmitter to receptor. The light intensity varies due to the penetration depth of the skin. The resistance of the skin to the negative pressure (firmness) and its ability to return into its original position (elasticity) are displayed as curves (penetration depth in mm/time) in real time during the measurement. This measurement principle allows getting information about the elastic and mechanical properties of skin surface



1. Suction Phase (pink arrow)

In the first part of the suction phase, skin enters the probe immediately and straight (green arrow). This is the immediate elastic deformation and in literature described as Ue. In the second part of the suction phase skin rather "creeps" into the probe (purple arrow). This part represents the viscoelastic suction part Uv. The more elastic a material, the smaller Uv. The maximum penetration after the suction time can be seen with black arrow (Uf).

2. Relaxation Phase (light green arrow)

With a viscoelastic material such as skin, the complete relaxation (Ua, blue arrow) can again be divided into two parts: the immediate elastic return Ur (orange arrow) and the flat, visco-elastic part Ua - Ur.

$Uf - Ua$ shows the overall ability of the skin of returning into its original shape.

$R2 = Ua / Uf$ = portion between the max. amplitude and the ability of returning to the original position (blue distance/black distance - gross elasticity). The closer the value is to 1 (100 %) the more elastic the curve

$R0 = Uf$ = First max. amplitude, highest point of the first curve, this has an implication for the firmness of the skin. Results are expressed in mm

- Wrinkles volume, area and depth measurements are taken with Antera 3D® and elaborated with the software Antera 3D®.

Antera 3D® is a camera able to capture images at high resolutions. Thanks to the use of an innovative method and complex mathematical algorithms, the device is able to acquire 3D images.

Antera 3D Pro allows to measure a set of parameters related to lines expression, wrinkles and folds (characteristics of the skin which are deep-set in comparison to the normal skin surface).

Depth measurements are the average depth of the selected wrinkle and are expressed in mm. Volume measurements are expressed in mm^3 , depth in mm and wrinkle area in mm^2

The readings are taken:

- at [t0] (basal value)
- after the third treatment [t3rd]
- after the sixth treatment [t6th]

CLINICAL PARAMETERS

During this period the following clinical evaluations have been proved:

- Skin compactness
- Skin smoothness
- Skin softness
- Macrowrinkleness expression lines visibility
- Skin brightness

The readings are taken:

- at [t0] (basal value)
- after the third treatment [t3rd]
- after the sixth treatment [t6th]

The readings are taken by the experimenter in the medical studio, then analysed and reported in a graph.

SELF-EVALUATION

Volunteers' opinions are also taken after product use: after 21 days [t21]

This self-evaluation was performed according to VNS scale, with values from 0 to 10, where 0 is the minimum value (no degree of satisfaction) and 10 the maximum value (maximum degree of satisfaction)

EVALUATION AND RECKONING OF THE INSTRUMENTAL RESULTS

The statistical analysis has been performed using **Paired t-test**: we decided to fix the threshold of acceptability at 5%.

EVALUATION OF CLINICAL PARAMETERS

The statistical analysis was performed using the Wilcoxon rank sum test: we decided to fix the threshold of acceptability at 5%.

To carry out a statistical survey and to be able to evaluate the skin variations in a specific period, the following skin parameters have been analysed:

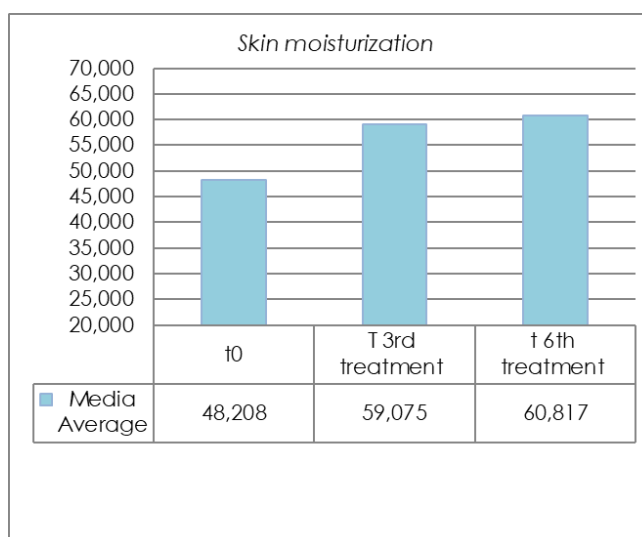
Macrowrinkleness - expression lines visibility	
None visibility of macrowrinkleness - expression lines	absnet
Slightly visible macrowrinkleness - expression lines	slight
Moderatly visible macrowrinkleness - expression lines	Moderate
Evident macrowrinkleness - expression lines	Evident
Very evident visibiliy/shape/color of dark spots	Very evident

Skin compactness/smoothness/softness/brightness	
Insufficient skin compactness/smoothness/softness/brightness	Insufficient
Sufficient skin compactness/smoothness/softness/brightness	Sufficient
Fairly good skin compactness/smoothness/softness/brightness	Fairly good
Good skin compactness/smoothness/softness/brightness	Good
Very good skin compactness/smoothness/softness/brightness	Very good

SUMMARIZING TABLES OF THE VALUES

INSTRUMENTAL PARAMETERS

Skin moisturization (u.a.)			
Vol. ref	t0	T 3rd treatment	t 6th treatment
1	44,400	54,400	60,600
2	39,500	49,800	50,700
3	54,600	60,800	62,500
4	49,000	64,000	63,400
5	52,800	56,100	66,000
6	42,300	54,000	54,100
7	52,300	64,000	62,500
8	53,000	58,200	64,200
9	50,400	61,800	60,700
10	44,200	54,900	58,600
11	45,200	62,000	60,700
12	50,800	68,900	65,800
Average	48,208	59,075	60,817
Dev. STD	4,900363314	5,432917348	4,552089097

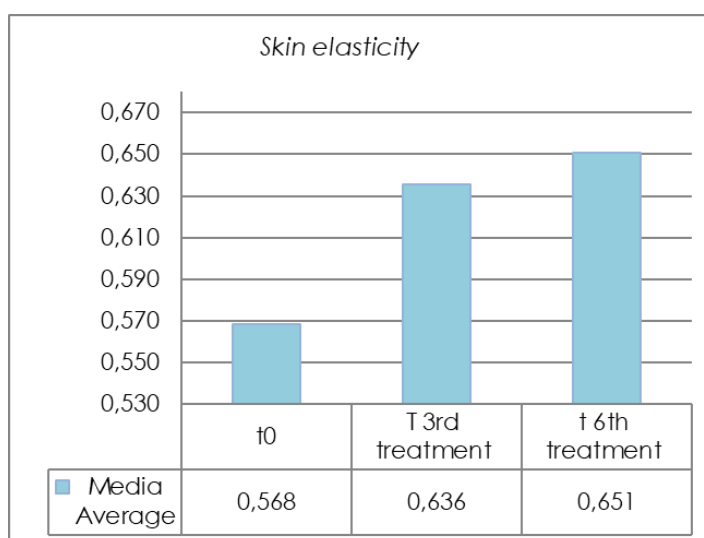


Survey times	Number of observations	Average	Standard deviation	p-value	Significance (p-value<0,05)
T0	12	48,208	4,9003633		
t3rd	12	59,075	5,4329173	3,88722E-06	
t6th	12	60,817	4,5520891	2,82911E-09	si/yes

Skin moisturization improves of :

- of 23% after the 3rd session of the treatment (statistically significant)
- of 26% after the 6th session of the treatment (statistically significant)

Skin elasticity (R2)			
Vol. ref	t0	T 3rd treatment	t 6th treatment
1	0,597	0,678	0,682
2	0,457	0,526	0,531
3	0,601	0,688	0,682
4	0,510	0,648	0,681
5	0,627	0,664	0,706
6	0,615	0,727	0,715
7	0,669	0,710	0,721
8	0,655	0,769	0,732
9	0,553	0,589	0,597
10	0,517	0,574	0,587
11	0,506	0,500	0,547
12	0,513	0,556	0,631
Average	0,568	0,636	0,651
Dev. STD	0,067936245	0,085210641	0,070085662

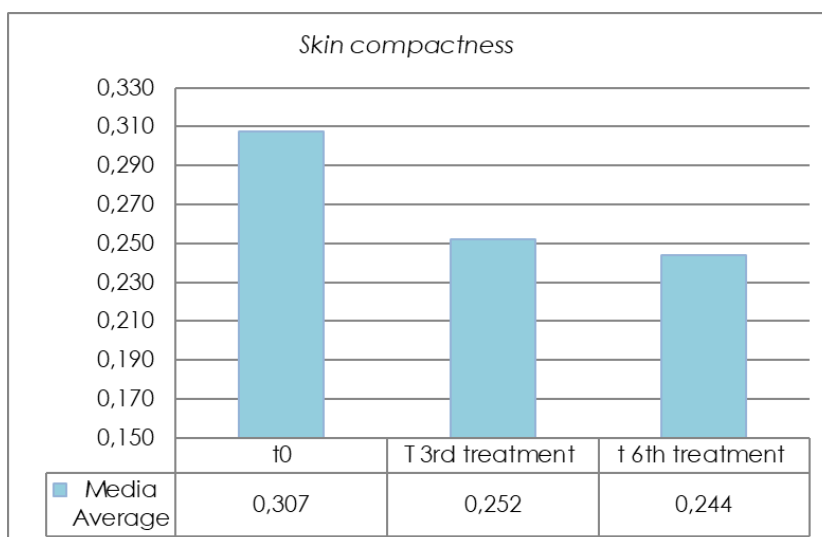


Survey times	Number of observations	Average	Standard deviation	p-value	Significance (p-value<0,05)
T0	12	0,568	0,0679362		
t3rd	12	0,636	0,0852106	0,000136647	si/yes
t6th	12	0,651	0,0700857	5,93302E-06	si/yes

Skin elasticity improves of :

- of 12% after the 3rd session of the treatment (statistically significant)
- of 15% after the 6th session of the treatment (statistically significant)

Skin compactness (R0-mm)			
Vol. ref	t0	T 3rd treatment	t 6th treatment
1	0,272	0,216	0,222
2	0,391	0,331	0,313
3	0,266	0,204	0,195
4	0,388	0,271	0,278
5	0,327	0,272	0,261
6	0,301	0,233	0,225
7	0,281	0,235	0,241
8	0,229	0,203	0,177
9	0,289	0,254	0,249
10	0,292	0,251	0,244
11	0,325	0,278	0,262
12	0,327	0,276	0,258
Average	0,307	0,252	0,244
Dev. STD	0,047661849	0,036816498	0,036294138




Survey times	Number of observations	Average	Standard deviation	p-value	Significance (p-value<0,05)
T0	12	0,307	0,0476618		
t3rd	12	0,252	0,0368165	3,95457E-06	si/yes
t6th	12	0,244	0,0362941	2,45156E-07	si/yes

Skin compactness improves of :

- of 18% after the 3rd session of the treatment (statistically significant)
- of 21% after the 6th session of the treatment (statistically significant)

Depth of wrinkles (mm ²)			
Vol. ref	t0	T 3rd treatment	t 6th treatment
1	0,213	0,170	0,161
2	0,308	0,271	0,241
3	0,262	0,234	0,231
4	0,137	0,121	0,111
5	0,195	0,180	0,170
6	0,143	0,124	0,124
7	0,129	0,119	0,110
8	0,089	0,078	0,076
9	0,201	0,187	0,181
10	0,181	0,154	0,146
11	0,205	0,188	0,191
12	0,223	0,201	0,188
Average	0,190	0,169	0,161
Dev. STD	0,060405705	0,053778256	0,049844911

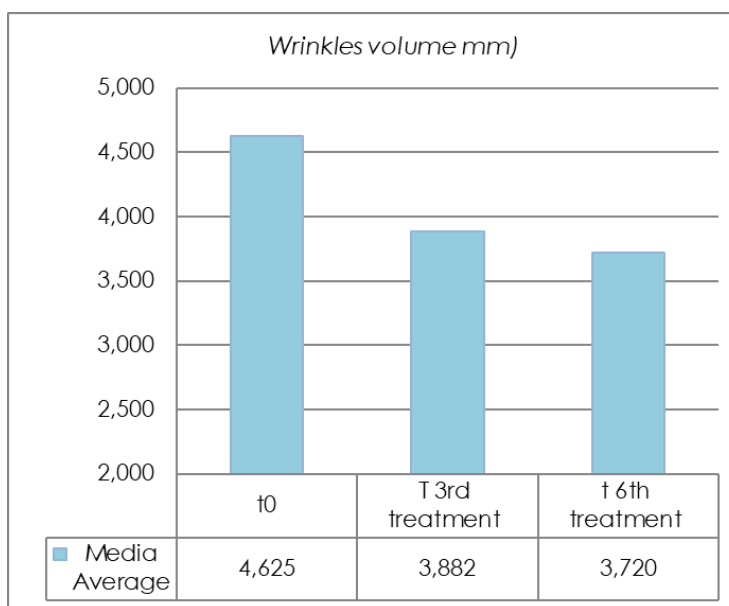


Survey times	Number of observations	Average	Standard deviation	p-value	Significance (p-value<0,05)
T0	12	0,190	0,0604057		
t3rd	12	0,169	0,0537783	1,66603E-05	si/yes
t6th	12	0,161	0,0498449	5,07899E-05	si/yes

Wrinkles depth decreases of :

- of 11% after the 3rd session of the treatment (statistically significant)
- of 16% after the 6th session of the treatment (statistically significant)

Wrinkles volume (mm ³)			
Vol. ref	t0	T 3rd treatment	t 6th treatment
1	4,450	3,610	3,240
2	8,610	6,785	6,020
3	9,690	8,821	8,611
4	4,930	3,345	3,240
5	5,850	5,112	5,322
6	2,990	2,550	2,410
7	3,170	2,720	2,660
8	2,320	1,990	1,951
9	2,561	2,261	2,315
10	3,730	2,974	2,795
11	2,239	1,978	1,860
12	4,960	4,441	4,220
Average	4,625	3,882	3,720
Dev. STD	2,414508081	2,106058711	2,016914716

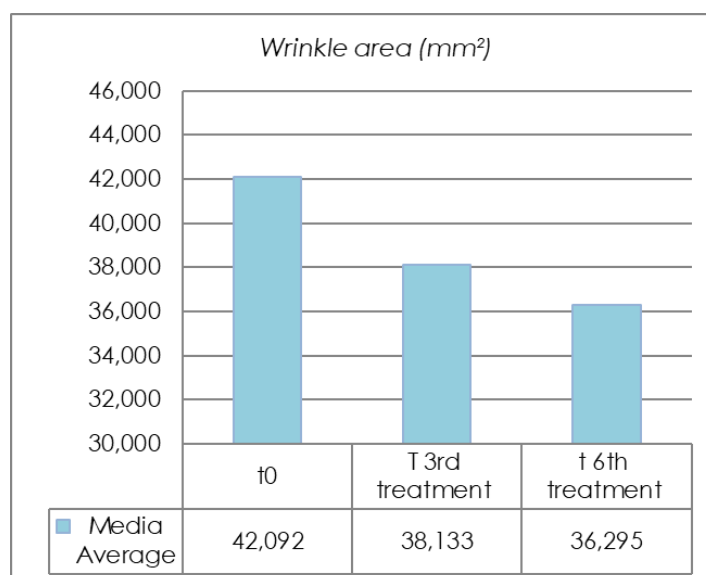


Survey times	Number of observations	Average	Standard deviation	p-value	Significance (p-value<0,05)
T0	12	4,625	2,4145081		
t3rd	12	3,882	2,1060587	0,000312015	si/yes
t6th	12	3,720	2,0169147	0,000711849	si/yes

Wrinkles volume decreases of :

- of 16% after the 3rd session of the treatment (statistically significant)
- of 20% after the 6th session of the treatment (statistically significant)

Wrinkle area (mm ²)			
Vol. ref	t0	T 3rd treatment	t 6th treatment
1	36,100	33,100	31,100
2	49,200	44,900	42,600
3	63,300	57,600	55,800
4	54,000	45,800	42,400
5	68,300	63,200	61,900
6	29,300	26,400	22,800
7	36,600	35,000	34,200
8	35,000	28,200	27,400
9	32,500	31,800	30,540
10	39,900	32,500	33,100
11	21,000	21,500	18,300
12	39,900	37,600	35,400
Average	42,092	38,133	36,295
Dev. STD	13,99821147	12,54862059	12,69805747



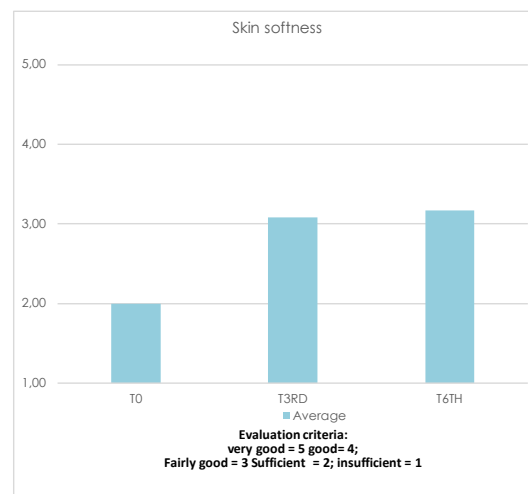
Survey times	Number of observations	Average	Standard deviation	p-value	Significance (p-value<0,05)
T0	12	42,092	13,9982115		
t3rd	12	38,133	12,5486206	0,000411809	si/yes
t6th	12	36,295	12,6980575	1,32195E-05	si/yes

Wrinkles area decreases of :

- of 9% after the 3rd session of the treatment (statistically significant)
- of 14% after the 6th session of the treatment (statistically significant)

CLINICAL PARAMETERS

Skin softness			
Panellist code	T0	T3RD	T6TH
1	Sufficient	Fairly good	Fairly good
2	Sufficient	Good	Good
3	Sufficient	Fairly good	Fairly good
4	Sufficient	Fairly good	Fairly good
5	Insufficient	Fairly good	Fairly good
6	Fairly good	Good	Good
7	Sufficient	Fairly good	Fairly good
8	Fairly good	Good	Good
9	Sufficient	Fairly good	Fairly good
10	Sufficient	Sufficient	Fairly good
11	Insufficient	Sufficient	Sufficient
12	Sufficient	Fairly good	Fairly good
Average	Sufficient 2,00	Fairly good 3,08	Fairly good 3,17

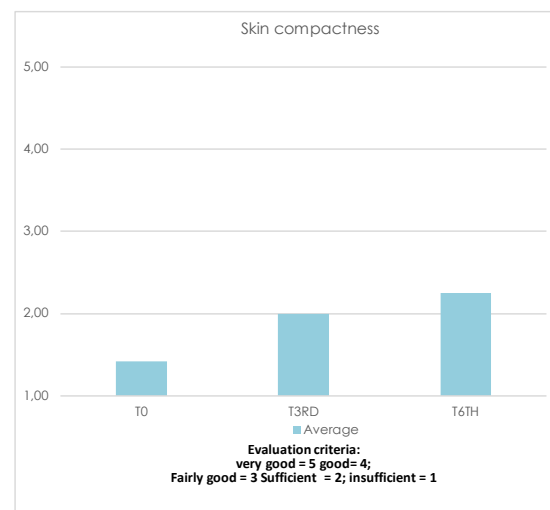


a	0,05	Code	2					Significatività/ Significance
T0 - T3rd	n	11	T	0	T-crit	10		si/yes
T0 - T6th	n	12	T	0	T-crit	13		si/yes

Skin softness improves in the:

- 92% of the volunteers after the 3rd session of the treatment (statistically significant)
- 100% of the volunteers after the 6th session of the treatment (statistically significant)

Skin compactness			
Panellist code	T0	T3RD	T6TH
1	Insufficient	Sufficient	Sufficient
2	Insufficient	Sufficient	Sufficient
3	Sufficient	Fairly good	Fairly good
4	Insufficient	Insufficient	Sufficient
5	Insufficient	Sufficient	Sufficient
6	Insufficient	Sufficient	Sufficient
7	Insufficient	Sufficient	Sufficient
8	Fairly good	Fairly good	Fairly good
9	Sufficient	Sufficient	Sufficient
10	Sufficient	Sufficient	Fairly good
11	Insufficient	Insufficient	Sufficient
12	Insufficient	Sufficient	Sufficient
Average	Insufficient 1,42	Sufficient 2,00	Sufficient 2,25

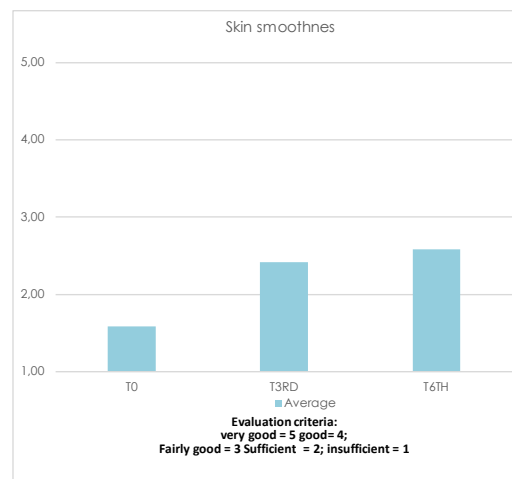


a	0,05	Code	2					Significatività/ Significance
T0 - T3rd	n	7	T	0	T-crit	2	si/yes	
T0 - T6th	n	10	T	0	T-crit	8	si/yes	

Skin compactness improves in the:

- 58% of the volunteers after the 3rd session of the treatment (statistically significant)
- 83% of the volunteers after the 6th session of the treatment (statistically significant)

Skin smoothnes			
Panellist code	T0	T3RD	T6TH
1	Insufficient	Sufficient	Sufficient
2	Sufficient	Fairly good	Fairly good
3	Sufficient	Fairly good	Fairly good
4	Sufficient	Fairly good	Fairly good
5	Insufficient	Insufficient	Sufficient
6	Insufficient	Sufficient	Sufficient
7	Sufficient	Fairly good	Fairly good
8	Sufficient	Fairly good	Fairly good
9	Insufficient	Sufficient	Sufficient
10	Insufficient	Sufficient	Sufficient
11	Sufficient	Sufficient	Fairly good
12	Sufficient	Fairly good	Fairly good
Average	Sufficient 1,58	Sufficient 2,42	Fairly good 2,58

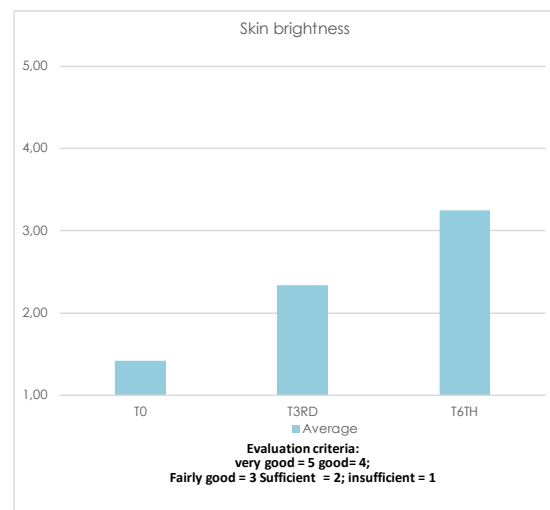


a	0,05	Code	2					Significatività/ Significance
T0 - T3rd	n	10	T	0	T-crit	8		si/yes
T0 - T6th	n	12	T	0	T-crit	13		si/yes

Skin smoothness improves in the:

- 83% of the volunteers after the 3rd session of the treatment (statistically significant)
- 100% of the volunteers after the 6th session of the treatment (statistically significant)

Skin brightness			
Panellist code	T0	T3RD	T6TH
1	Insufficient	Sufficient	Fairly good
2	Insufficient	Sufficient	Fairly good
3	Sufficient	Sufficient	Good
4	Insufficient	Sufficient	Sufficient
5	Sufficient	Fairly good	Fairly good
6	Insufficient	Sufficient	Sufficient
7	Sufficient	Sufficient	Fairly good
8	Sufficient	Fairly good	Fairly good
9	Insufficient	Sufficient	Good
10	Insufficient	Sufficient	Good
11	Sufficient	Fairly good	Good
12	Insufficient	Fairly good	Good
Average	Insufficient 1,42	Sufficient 2,33	Fairly good 3,25

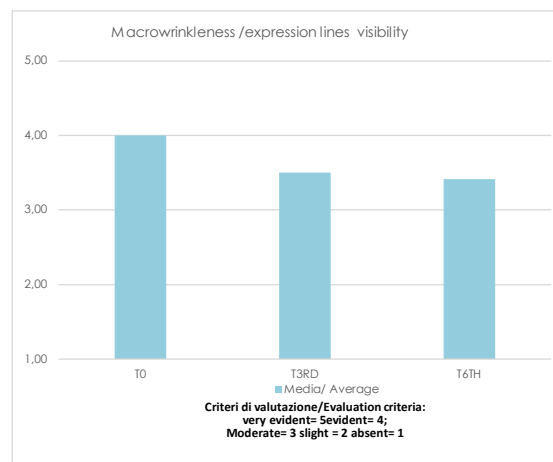


a	0,05	Code	2						Significatività/ Significance
T0 - T3rd	n	10	T	0	T-crit	8	si/yes		
T0 - T6th	n	12	T	0	T-crit	13	si/yes		

Skin brightness improves in the:

- 83% of the volunteers after the 3rd session of the treatment (statistically significant)
- 100% of the volunteers after the 6th session of the treatment (statistically significant)

Macrowrinkleness /expression lines visibility			
Panellist code	T0	T3RD	T6TH
1	Very evident	Evident	Evident
2	Evident	Moderate	Moderate
3	Evident	Evident	Evident
4	Evident	Moderate	Moderate
5	Evident	Evident	Evident
6	Evident	Moderate	Moderate
7	Moderate	Moderate	Slight
8	Evident	Evident	Evident
9	Evident	Evident	Evident
10	Very evident	Evident	Evident
11	Moderate	Moderate	Moderate
12	Evident	Moderate	Moderate
Average	Evident 4,00	Evident 3,50	Moderate 3,42



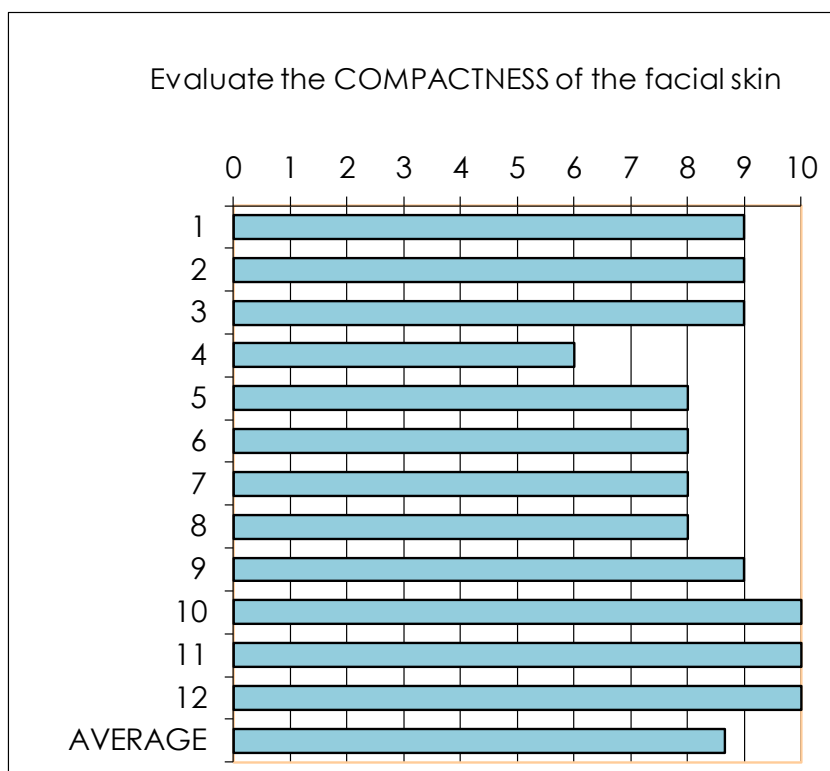
α	0,05	Code	2	Significatività/Significance			
T0 - T3rd	n	6	T	0	T-crit	0	no
T0 - T6th	n	7	T	0	T-crit	2	si/yes

Macrowrinkleness /expression lines visibility decreases in the:


- 50% of the volunteers after the 3rd session of the treatment (no statistically significant)
- 58% of the volunteers after the 6th session of the treatment (statistically significant)

SELF-EVALUATIONS

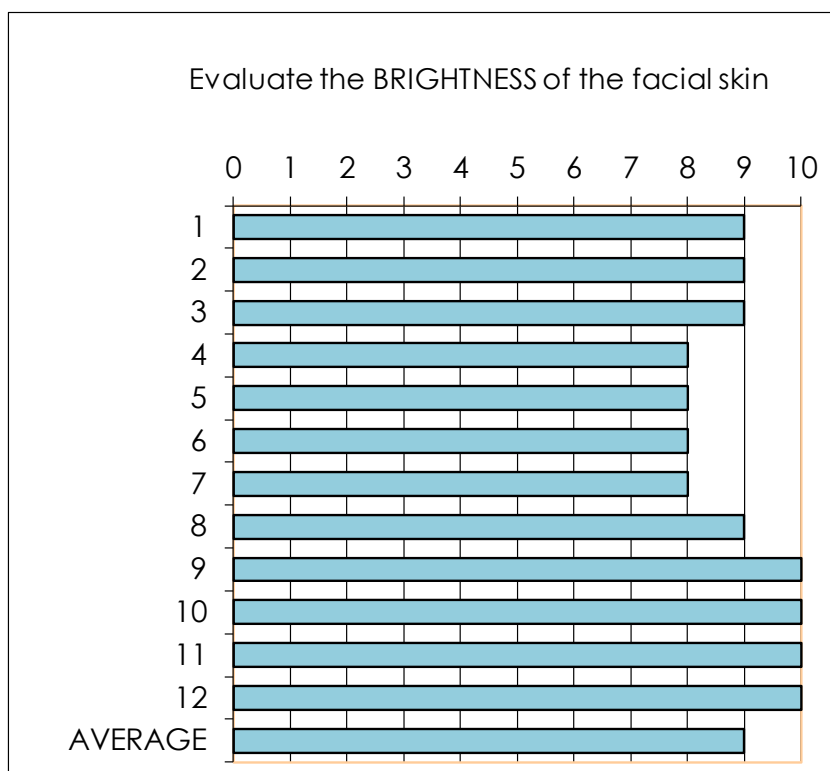
Panellist code	after 6 treatments
1	9
2	9
3	9
4	6
5	8
6	8
7	8
8	8
9	9
10	10
11	10
12	10
AVERAGE	8,67



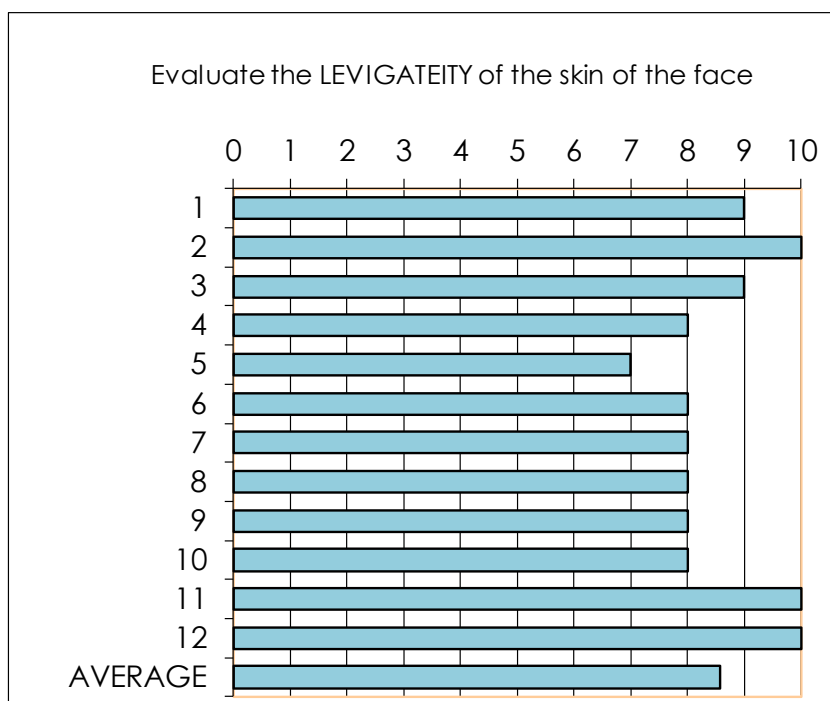
Panellist code	after 6 treatments
1	10
2	6
3	9
4	8
5	7
6	8
7	8
8	8
9	9
10	10
11	10
12	10
AVERAGE	8,58



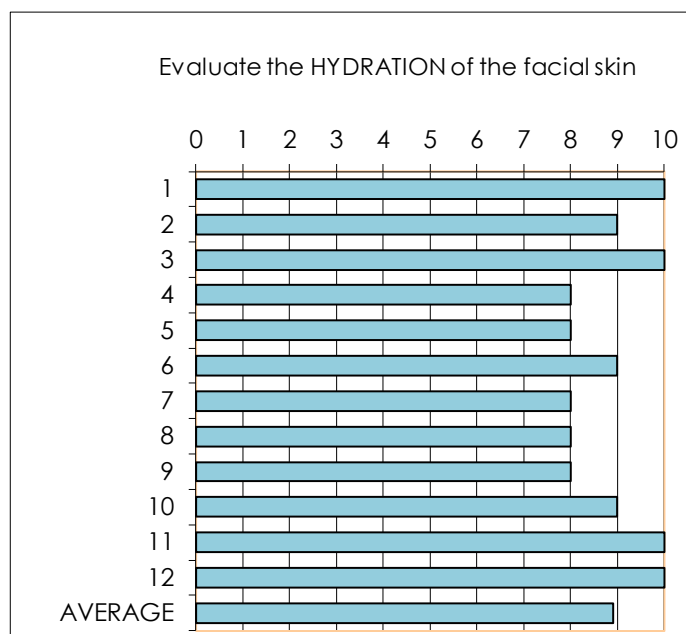
Panellist code	after 6 treatments
1	9
2	9
3	9
4	8
5	8
6	8
7	8
8	9
9	10
10	10
11	10
12	10
AVERAGE	9,00



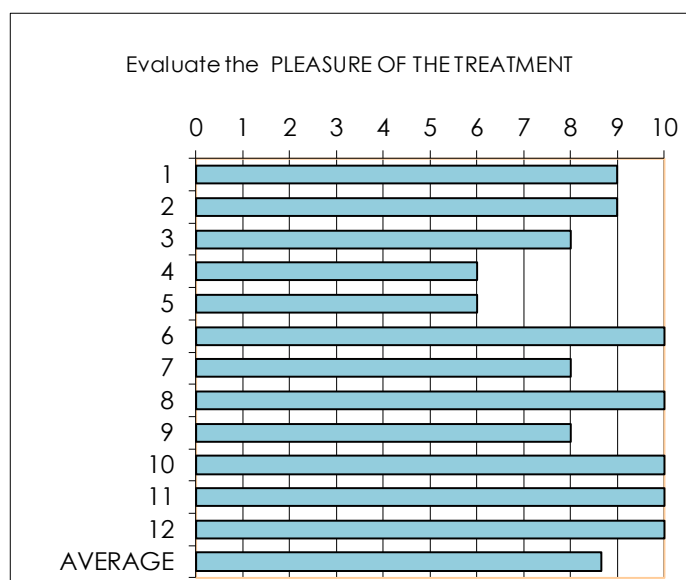
Panellist code	after 6 treatments
1	9
2	10
3	9
4	8
5	7
6	8
7	8
8	8
9	8
10	8
11	10
12	10
AVERAGE	8,58



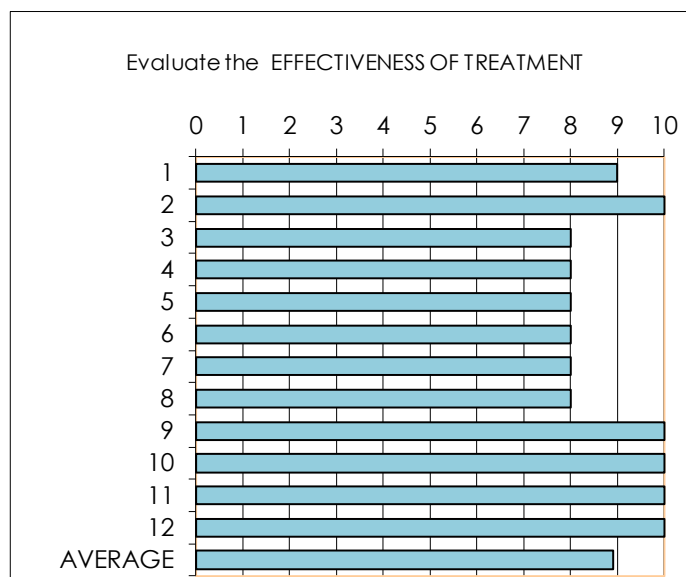
Panellist code	after 6 treatments
1	10
2	9
3	10
4	8
5	8
6	9
7	8
8	8
9	8
10	9
11	10
12	10
AVERAGE	8,92



Panellist code	after 6 treatments
1	9
2	9
3	8
4	6
5	6
6	10
7	8
8	10
9	8
10	10
11	10
12	10
AVERAGE	8,67



Panellist code	after 6 treatments
1	9
2	10
3	8
4	8
5	8
6	8
7	8
8	8
9	10
10	10
11	10
12	10
AVERAGE	8,92



CONCLUSIONS

According to the obtained results we can state that the professional cosmetic product:

TR Anti-Aging Classic Protocol (Jet Detox Water + Renewal Complex 2 / Renewal Complex 4 + Anti-Aging Complex 1 / Anti-aging Complex 2) with JetPeel 3V Device

According to the results obtained in the volunteers who underwent the clinical test, we can state, on a preliminary basis, that the treatment has proved to have an effect in:

- reducing wrinkles volume, wrinkles depth, wrinkles area
- improving skin compactness, skin elasticity and skin moisturization
- improving skin brightness, skin smoothness, skin softness
- reducing marowrinkles and expression lines

Moreover the treatment proved to have a good acceptability.


Sperimentatore / Experimenter
Dott. Fernando Marco BIANCHI




Monitor
Prof. Plinio RICHELMI


Documento firmato digitalmente ai sensi delle normative vigenti, che garantisce l'avvenuta validazione da parte di tutti i soggetti.
This document has been digitally signed, in compliance with any applicable law, ensuring the effective validation by all the subjects.

BIBLIOGRAPHY

Regulation (EC) no1223/2009 of the European Parliament and of the council of 30 November 2009 on cosmetic products.

Declaration of Helsinki - ethical principles for medical research involving human subjects
adopted by the 18th wma general assembly, Helsinki, Finland, june 1964, and consecutive amendments (last amendment: 64th wma general assembly, Fortaleza, Brasil, October 2013)

Guidelines for the evaluation of the efficacy of cosmetic products, revised version may 2008
Cosmetics Europe – The personal care association -

© by **BIO BASIC EUROPE S.r.l.**

Via A. Panizzi, 10 – MILANO ITALY